PLUG AND PLAY

SUPPLY CHAIN EXPO

SV SUMMIT



AGENDA

09:00	Masters of Supply Chain Fireside Chat
09:25	AI Supply Chain Hackathon Winners
09:30	Portfolio Spotlights
10:30	Supply Chain & Adv. Manufacturing Leadership Update
10:40	Closing

PLUG AND PLAY

SV SUMMIT





David Warrick

OVERHAUL Microsoft



Sasha Pailet Koff

DELL Johnson&Johnson



Kevin Callanan

ROKU

PLUG AND PLAY

SV SUMMIT



Edmund Zagorin

Lead - Supply Chain Observatory

AOI

#PNPTCSiliconValley

Join us at **pnptc.com**

PLUG AND PLAY

SV SUMMIT

AISCO HACKATHON WINNERS



Amy Zheng

Co-Founder

IGNIS



Sophia Kim

Co-Founder

IGNIS

IGNIS

Wildfire-Resilient Route Optimization.

The Wildfire Crisis







California wildfires are only getting bigger...



Wildfire losses in supply chain

$50B+

in 2025 ALONE.

IGNIS

Why Now

15 out of 20 ***deadliest*** fires in California history have taken place in the last ***decade***. It's only getting ***worse***.

IGNIS

Current Routing Software

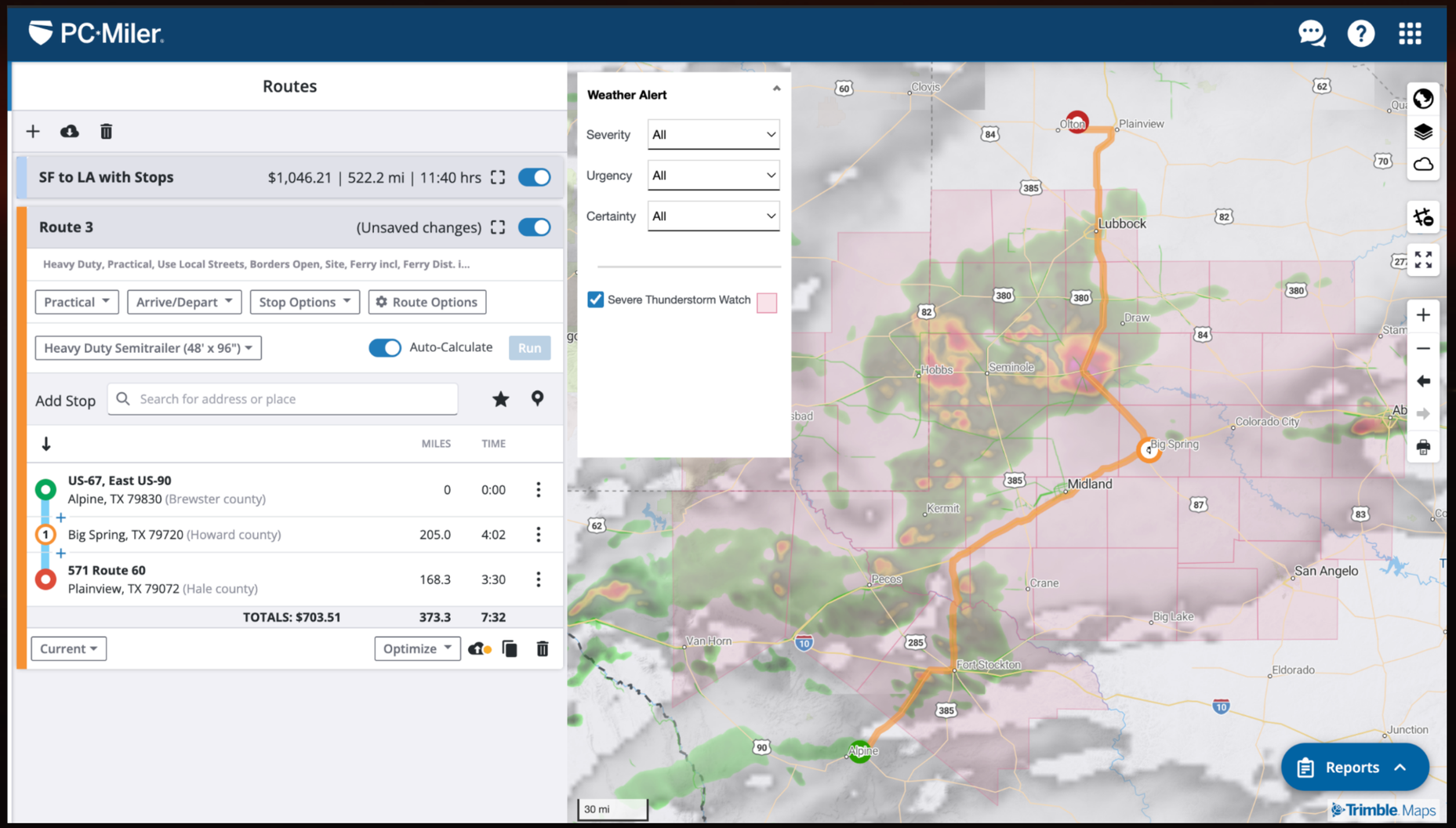

IGNIS

Current Routing Software

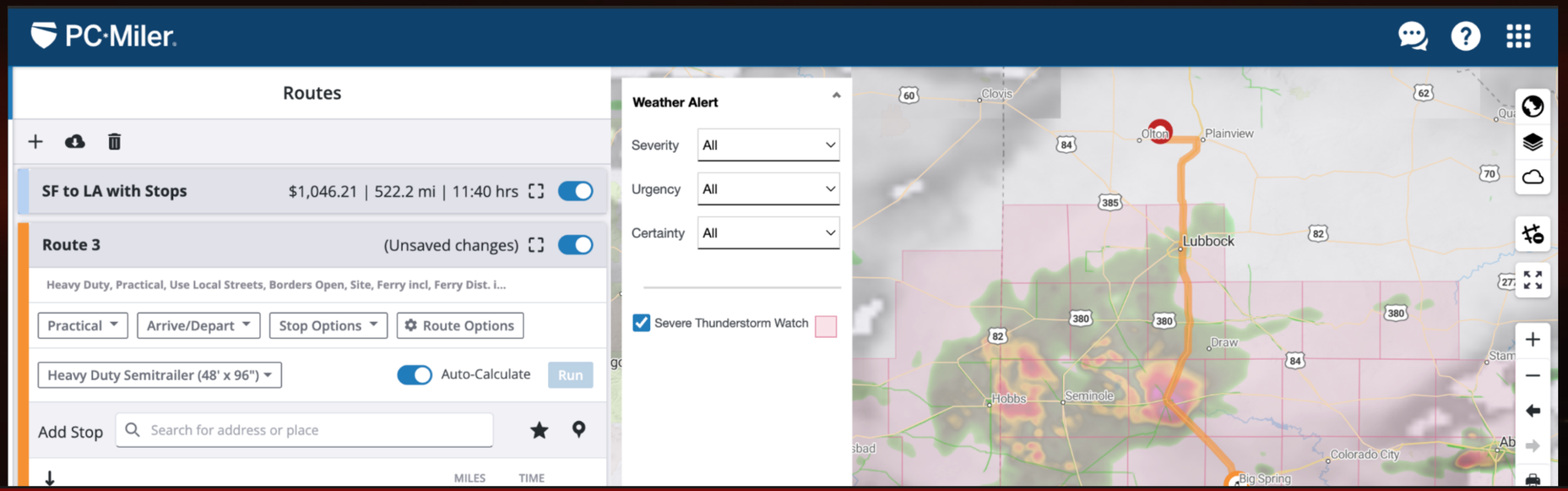

Point of failure: What happens during a wildfire?



IGNIS

IGNIS

Prediction

Route Optimization

Integration

IGNIS

TEAM



Amy Zheng, CTO



Sophia Kim, CEO

AISCO Hackathon Winner

Honors Fund $100K Finalist

Pear VC + SWITE Builder Cohort

IGNIS

Ignis Prediction

Data → Risk → AI Training : **Wildfire Prediction**



Data and Processing: Real-time satellite imagery



Risk Scoring:
Vegetation and Soil Moisture

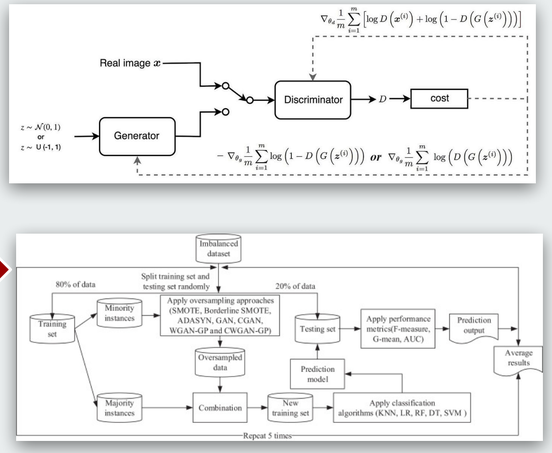

AI Model Training:
Physics-based spread model

IGNIS

Prediction Demo

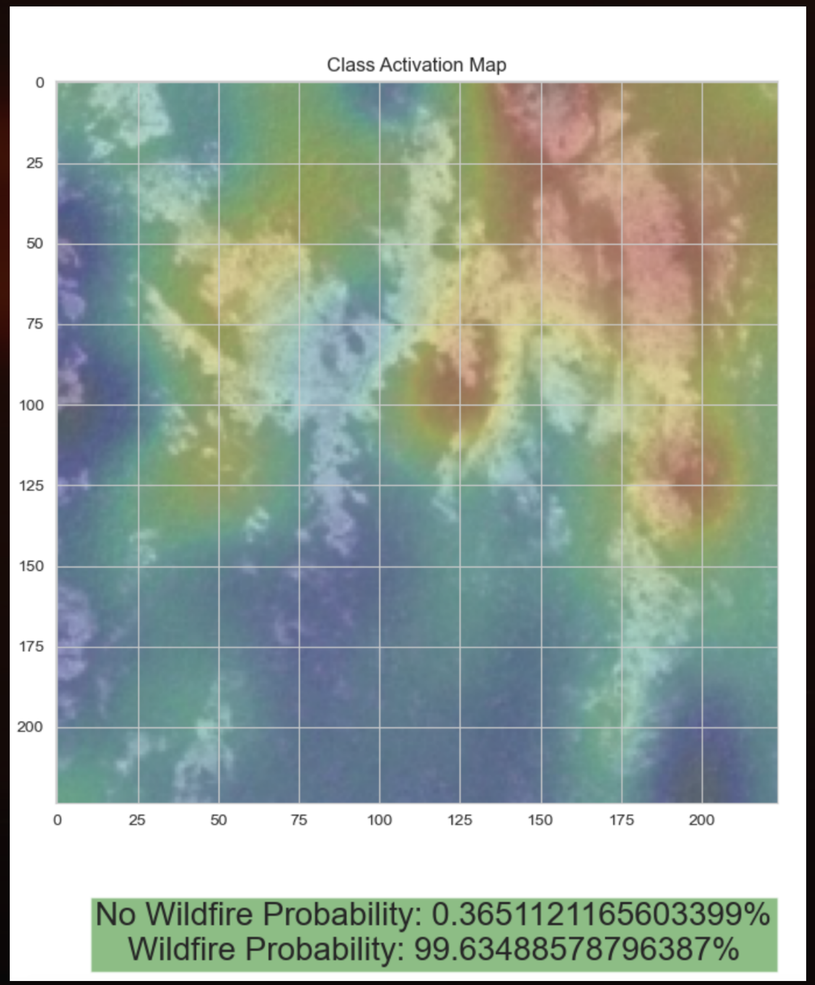

Wildfire

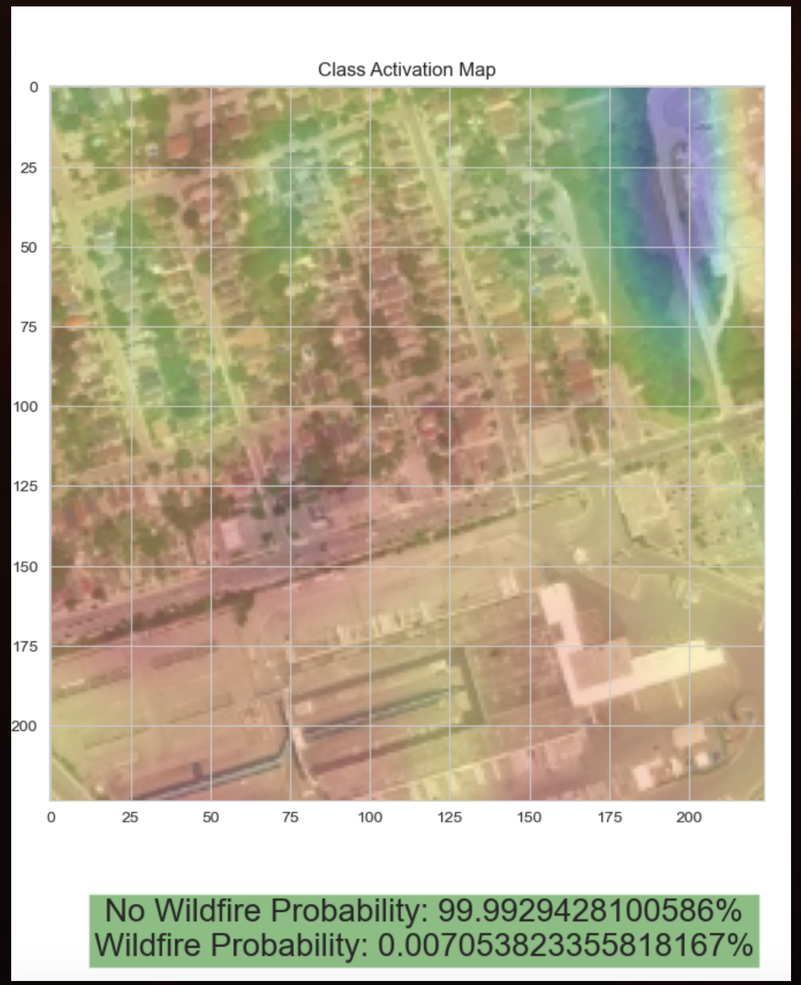

No Wildfire

95.6% Accuracy Rate

IGNIS

Rerouting

Data

Traffic Optimization

Route Optimization

Early Development

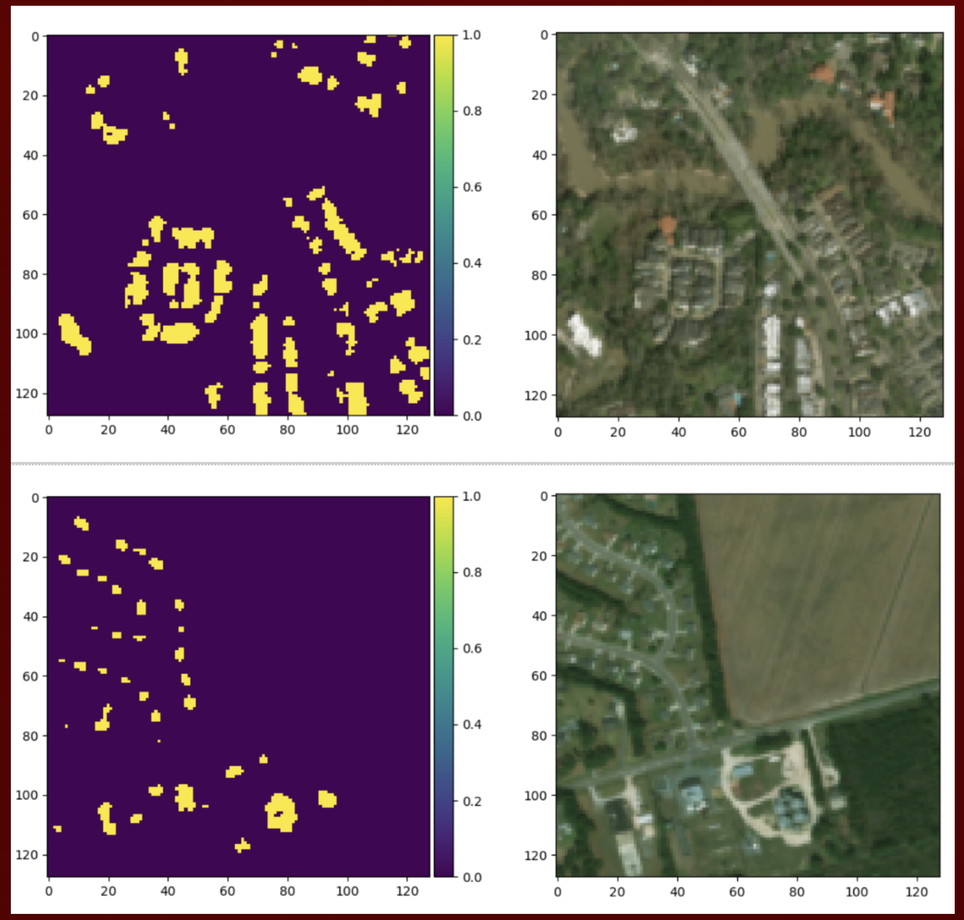

Demo

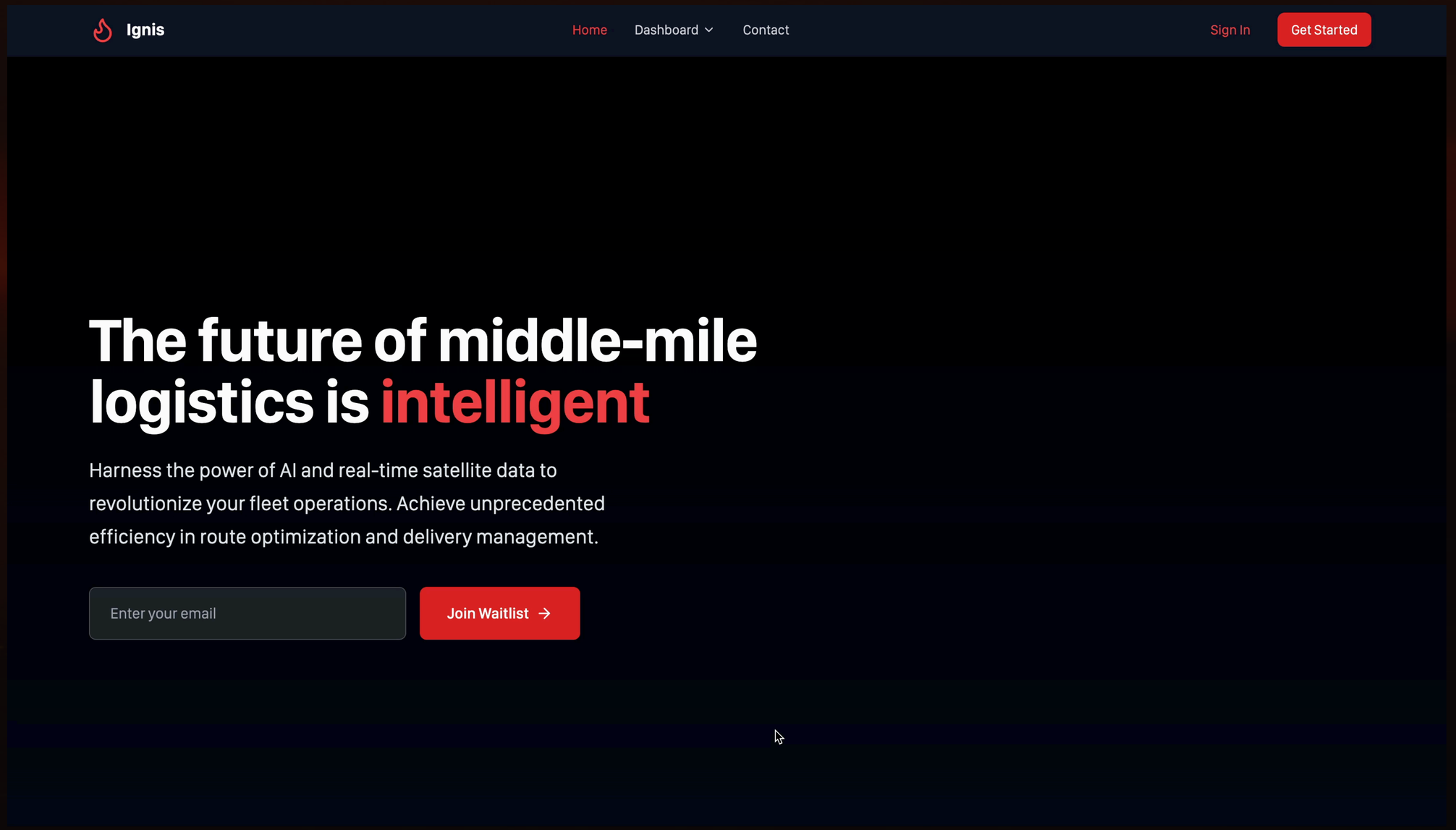
Ignis
Home
Dashboard
Contact
Sign In
Get Started
The future of middle-mile logistics is intelligent
Harness the power of AI and real-time satellite data to revolutionize your fleet operations. Achieve unprecedented efficiency in route optimization and delivery management.
Enter your email
Join Waitlist

IGNIS

Market Strategy

Supplier → IGNIS → Buyer → Consumer

In partnership with:

genlogs · PC*MILER · PLATFORM SCIENCE

Market Strategy

Supplier → IGNIS → Buyer → Consumer

In partnership with:

genlogs · PC*MILER · PLATFORM SCIENCE

Vertical Integration: Amazon, Walmart

amazon

IGNIS

Advisors



Tim Scott
Senior VP, Chief Operations Officer, and Chief Supply Chain Officer @ Grocery Outlets



Sachin Agarwal
Innovation Lead at U.S. Postal Service



Frederik Bohn
Director of Supply Chain at Plug and Play



Edmund Zagorin
Founder & Chief Strategy Officer at Arkestro

Guidance

Dr. Arash Azadegan
Professor of Supply Chain and Director of Supply Chain Disruption Lab, Rutgers University

Chris Sterbenc
CRO and Sales Leader, Scale-Up Accelerator

Elena Mosse
Investment Analyst at Lowercarbon Capital

Susan Marty
Chief Product Officer, Institute for Supply Management

Potential Customer

Globalink AI

AOI

Grand Prize Winners

IGNIS

Next Steps



Contact Us: amyzheng@stanford.edu sophiakim28@stanford.edu

Let’s transform the future of supply chain resilience.

IGNIS

PLUG AND PLAY

PORTFOLIO SPOTLIGHTS

SUPPLY CHAIN



PLUG AND PLAY

SV SUMMIT



PORTFOLIO SPOTLIGHT

Edmund Zagorin

Chief Strategy Officer

arkestro
Game Changing Procurement

#PNPTCSiliconValley

Join us at **pnptc.com**

How AI Became A Key Enterprise Tariff Adaptation Strategy

Edmund Zagorin
Founder & CSO - Arkestro

arkestro
Game Changing Procurement



© 2025 — Arkestro Confidential

Tariff Volatility is Dramatically Increasing Costs of Supply Chain Execution

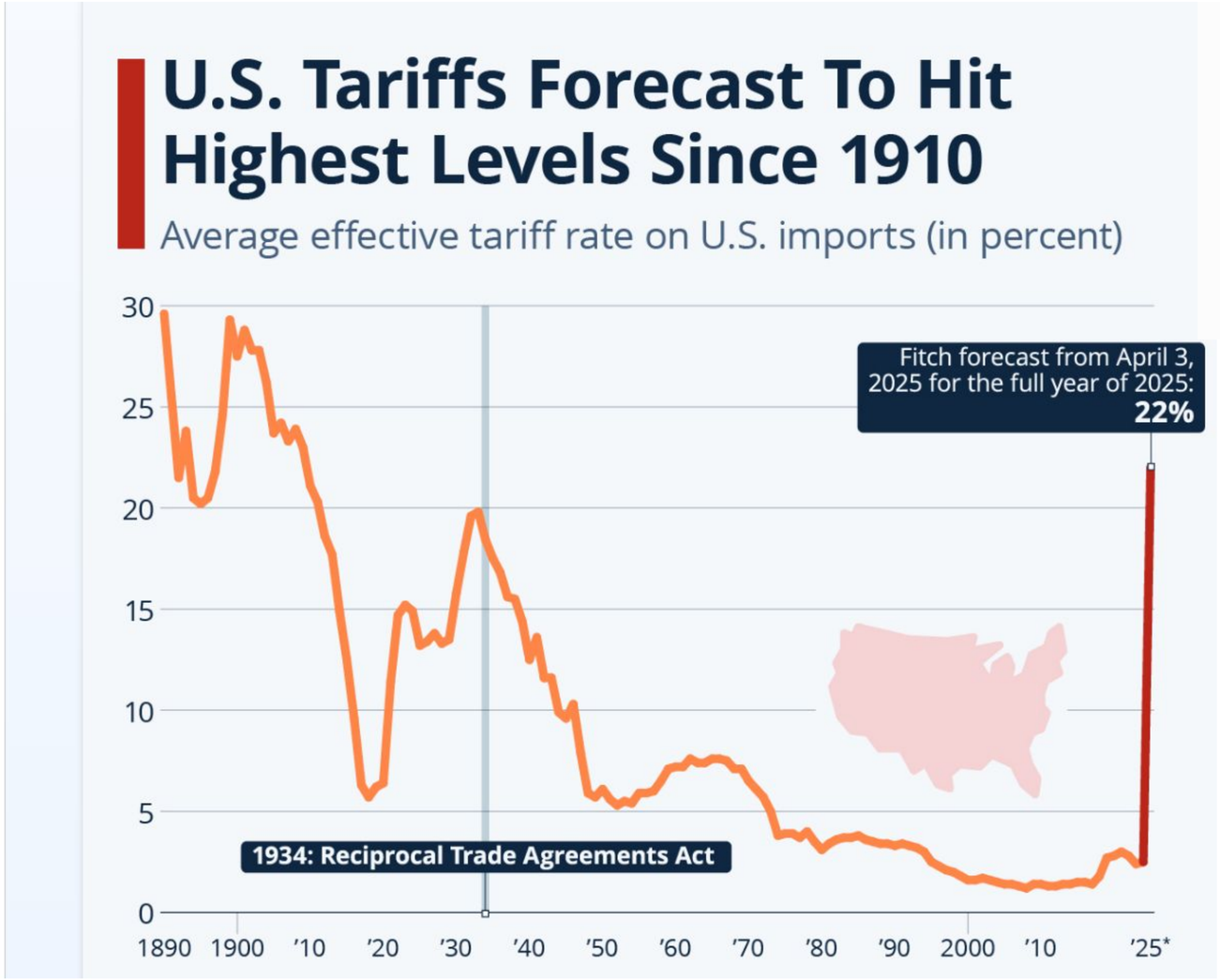

INNOVATION

Antifragile Supply Chains: Developing A Permanent Tariff Posture For The Predictably Unpredictable

Forbes By Edmund Zagorin, Forbes Councils Member.



Hackett trade experts mapped out scenarios for tariffs impact on global trade

Best case - US golden age (20%)	▪ Quick period of extreme volatility and uncertainty followed by resolution ▪ New economic resilience accord Bretton Woods v2 ▪ US economy moves to reflect desired “golden age” strategy e.g., onshore, deregulation, lower taxes ▪ US trade surplus with China and EU eliminated ▪ Other countries, US trade barriers neutralized, push to buy more US goods. China rebalances.
Base case - China EU contraction (40%)	▪ Economies adjust to new reality, some uncertainty, global GDP growth reduced by 0.5% ▪ China-US relationship repeats 2018 volatility. China-US trade falls greatly. ▪ EU-US trade surplus rebalanced. Multi-nationals extend US footprints. Revenue and margins fall. ▪ China dumps excess supply on non-US markets. Price deflation, EU/China economic contraction. ▪ Challenges: goods & labour shortages, time to build, AI, energy, raw materials competition
2nd worst case - global recession (30%)	▪ Global recession, deglobalisation at pace ▪ Polar alignment China vs US trade aligned zones ▪ Higher prices reduce demand, reducing prices and supply e.g., 5% global GDP contraction, 5% CPI deflation, fiscal stimulus and money printing
Worst case - China-US proxy war (10%)	▪ 2nd worst case with added deterioration in China-USA polarity, and relationships with allies ▪ Proxy war. Cyber attacks / industrial sabotage / local flashpoints / conflict e.g., Taiwan ▪ Commodity price volatility e.g., 2022 UKR-RUS war

The Hackett Group

Source: updated 14-Apr-2025, public announcements and data, Barclays growth reforecasts, US tariff pause notification, potential scenarios, The Hackett Group

© 2025 The Hackett Group, Inc. All rights reserved. Reproduction of this document or any portion thereof without prior written consent is prohibited.

Procurement bandwidth was already stretched thin. Prior to the tariffs, Hackett research indicated that Procurement teams were under-resourced, under-skilled, and under-invested for the requirements put forth by the business

PROJECTED PERCENT CHANGE FROM 2024 TO 2025
FOR PROCUREMENT, STAFFING, BUDGET AND TECHNOLOGY SPEND

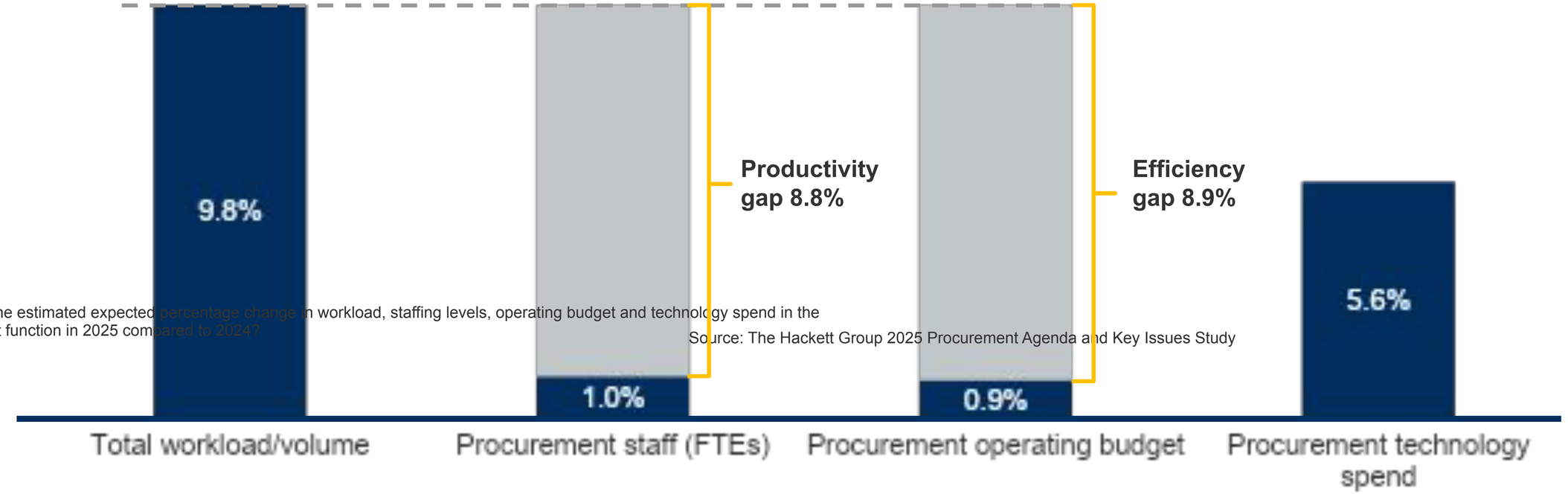

Q. What is the estimated expected percentage change in workload, staffing levels, operating budget and technology spend in the procurement function in 2025 compared to 2024?

Source: The Hackett Group 2025 Procurement Agenda and Key Issues Study

© 2024 The Hackett Group, Inc. All Rights Reserved.

Renegotiation Is the Bottleneck. Procurement takes between **7 to 95** days to react to volatility depending on sourcing event complexity

CYCLE TIME BY COMPLEXITY LEVEL (BUSINESS DAYS)

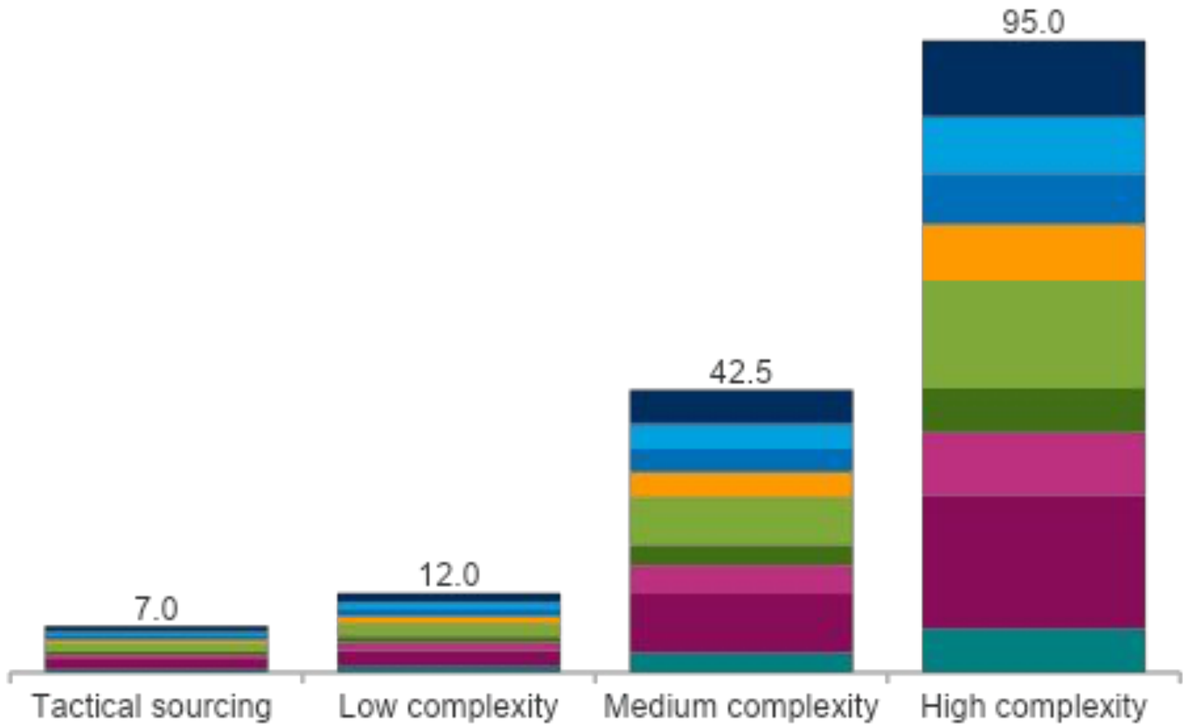

High-complexity event	% of time	Cycle time (business days)
Requirements definition	12%	11.4
Development of sourcing strategy/documents	9%	8.6
Supplier identification/discovery	8%	7.6
Supplier qualification	9%	8.6
Supplier evaluation and selection	17%	16.2
Supplier regulatory/risk assessment	7%	6.7
Contract creation	10%	9.5
Contract negotiation	21%	20.0
Contract approval and signature	7%	6.7

Q. On average, how many business days do you estimate it takes to source for each level of complexity?
Q. What percentage of the overall sourcing time is spent on each of the individual sourcing subprocesses?

Source: The Hackett Group 2024 Spend Orchestration Study

© 2024 The Hackett Group, Inc. All Rights Reserved.

Arkestro leadership saw this opportunity because we combine Ariba's founders with leading procurement domain experts and top AI talent

Backed by world class investors

NEA · CONSTRUCT · Cervin · KDT (Koch Disruptive Technologies) · FOUR MORE CAPITAL · Illuminate Ventures · TENACITY Venture Capital · Correlation Ventures

Trusted by leading enterprises

arm · bel · BASF We create chemistry · Chevron · Valvoline · KOCH ENGINEERED SOLUTIONS



Jeff Immelt
Former CEO of GE
Board Member



Cindy Padnos
GP Illuminate Ventures
Board Member



Rob DeSantis
CEO & Co-Founder
Board Member



Edmund Zagorin
CSO & Co-Founder
Board Member

Using Predictive AI, Procurement can transform tariffs from a threat into a massive opportunity for continuous cost improvement

- Predictive medicine - **saving lives in hospitals today**
- Predictive maintenance - **reduces downtime by 40%**
- Predictive energy management - **saves 40% cooling energy consumption**

How can **Predictive Procurement** deliver dramatically faster cycles and lower costs?



Procurement must become Predictive.

Move From Traditional to Predictive to Unlock Scale

Traditional Procurement

- Supplier anchors price
- Focus only on top-tier spend
- Struggle with outdated tools
-Limited savings - struggle to adapt
- Slow, resource-intensive growth
- Over-rely on incumbent suppliers

VS

Predictive Procurement

+ Procurement sets the price
+ Manage all spend
+ Leverage AI for faster data analysis
+ Achieve cost savings, resilience & agility
+ Scale with confidence
+ Agile, diversified supplier base

Supply Chain Management

How Global Companies Use AI to Prevent Supply Chain Disruptions

by Remko Van Hoek and Mary Lacity

November 21, 2023



Harvard Business Review

“Subsidiaries of Koch Industries, one of America’s largest privately-held conglomerates **are leveraging an AI tool designed by Arkestro** to optimize its supplier base. Unlike traditional procurement methods that rely on managing suppliers based on high-level purchasing categories and aggregate spend, **this AI tool delves into granular data, right down to the stock-keeping unit (SKU). It generates supply options, often among existing suppliers, thereby reducing the need for drawn-out requests for quotes. … This mutually beneficial approach saves suppliers between 60% and 90% of the time typically spent on completing an RFQ.”**

The Behavioral Science of Suggested Offers



Germany

12%

Donors



Austria

99%

Donors

The Behavioral Science of Suggested Offers

People select the recommended option, especially if they don’t have a pre-existing preference. This impacts choice & speed.



Germany

12%

Donors



Austria

99%

Donors

Experts agree:

naming your price creates leverage **in procurement negotiations**

> ...in control conditions whoever, the buyer or seller, made the first offer in a single issue, distributive negotiation, determined the final selling price, with higher final prices when a seller made the first offer than when a buyer made the first offer.

over half of the variance in outcomes of simulated price negotiations between experienced managers could be explained by first offers

> Galinsky & Mussweiler, 2001; see also Kray et al., 2001 and Van Poucke & Buelens, 2002 for similar findings).

Lewicki, Roy J., Barry, Bruce, Saunders, David M.
"Essentials of Negotiation", McGraw-Hill, 2007

Experts agree:

naming your price creates leverage **in procurement negotiations**

> ...in control conditions whoever, the buyer or seller, made the first offer in a single issue, distributive negotiation, determined the final selling price, with higher final prices when a seller made the first offer than when a buyer made the first offer.

over half of the variance in outcomes of simulated price negotiations between experienced managers could be explained by first offers

> Galinsky & Mussweiler, 2001; see also Kray et al., 2001 and Van Poucke & Buelens, 2002 for similar findings).

Lewicki, Roy J., Barry, Bruce, Saunders, David M.
"Essentials of Negotiation", McGraw-Hill, 2007

Our Large-Scale A/B Tests Validate the Efficacy of Suggested Offers

Without AI-Suggested Price

4.81% Savings

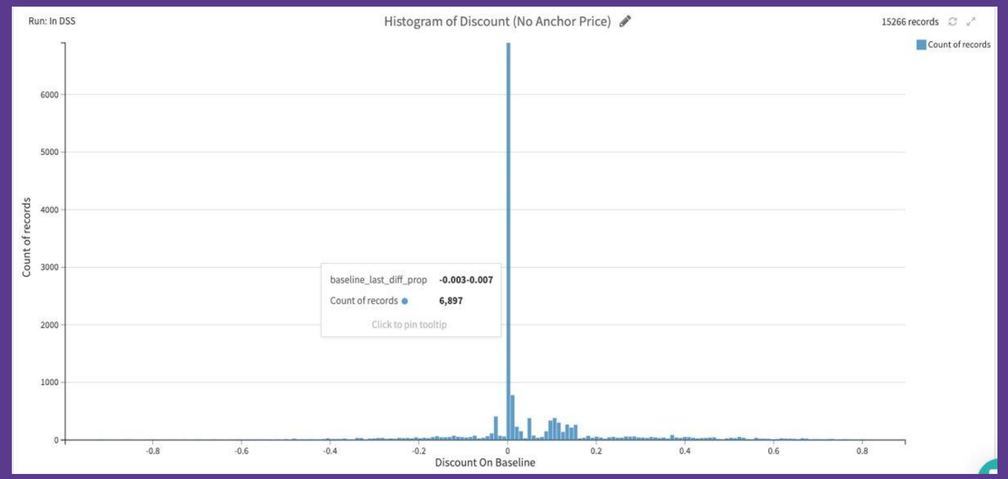

With AI-Suggested Price

10.94% Savings

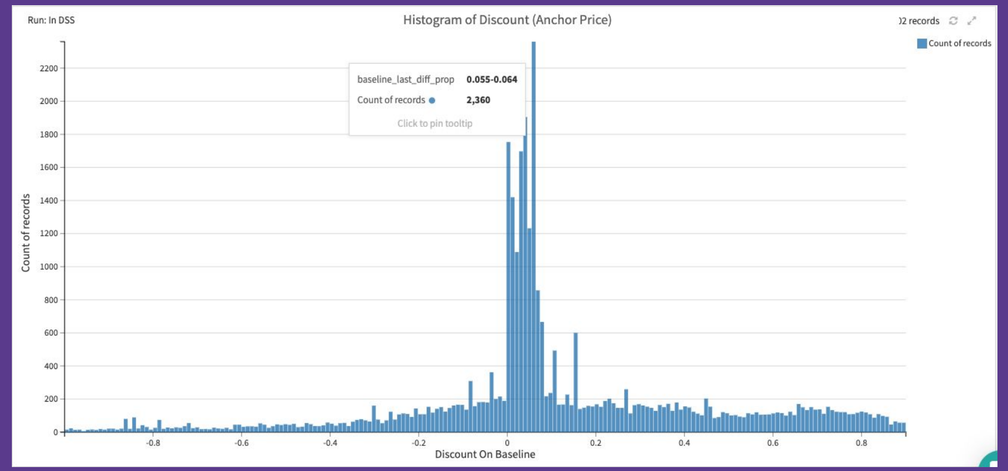

arkestro
Game Changing Procurement

PROVISUR
TECHNOLOGIES

Case Study

Extremely Fast Time to Value Across Indirect & Direct Spend

$350k savings on $2.6M spend

4 supplier events

Less than **60 days**

Additional Event Savings

Machined Parts	29.8%
Machined Parts	18.4%
Machined Parts	29.0%
Machined Parts	11.0%
Glue	22.5%
Corrugated	24.3%
Corrugated	37.6%
Corrugated	14.4%
Plastics	24.5%

arkestro
Game Changing Procurement

CROWN
Brand-Building Packaging™

Case Study

Accelerating Delivery For Stakeholders

75% faster cycles, renewals done in *minutes*

25% average savings boost per **$1M spend**

5x productivity without adding headcount

Crown Cork & Seal Uses Arkestro to Scale Procurement as a Force Multiplier Across Spend



James Cuff
Director of Indirect Procurement
Crown Cork & Seal

arkestro
Game Changing Procurement

BASF

Case Study

Amplifying Impact For Finance & Operations

16.5% saved on €3.6M in less than 2 weeks on MRO



“

The financial results of Arkestro are quite impressive.



Sven Theysohn
Head of Procurement
BASF Coatings Americas

arkestro
Game Changing Procurement

bel for all for good

Case Study

Becoming Suppliers' Customer of Choice



"

It is rare to find such well-prepared tender process in one place. Platform is clear and intuitive compared to others we use to work with, what makes participation in tender easier. We did not have a need to ask about any additional data, as we had everything provided on one location. That let us prepare offer quickly and effectively.

Bel Brands Supplier

The Predictive Procurement Payoff



60%

Faster cycles



18.8%*

Average savings per $1M spend



3x

Influence

Triple spend influence to deliver more impact

* For certain industries & categories expected savings impact is over 25% per $1M

Our Secret Sauce: The Three Sciences of Predictive Procurement



Negotiation Science

Fact-based benchmarks that secure the best pricing and terms.



Supplier Science

AI-powered supplier recommendation and dynamic engagement.



Process Science

Automated workflows that increase efficiencies and live in your suppliers' inboxes to accelerate procurement cycles.

1. US20190244268A1 - Electronic Third-party Negotiation Automation System and Tool - Zagorin, et al.
2. US20230289873A1 - Generation and Real-time Ranking of Customized Quotes - Zagorin, et al.
3. US11915300B1 - Omnichannel Procurement Orchestration System for Generating Personalized Recommendations - Zagorin, Leiken

Our Unique Dataset

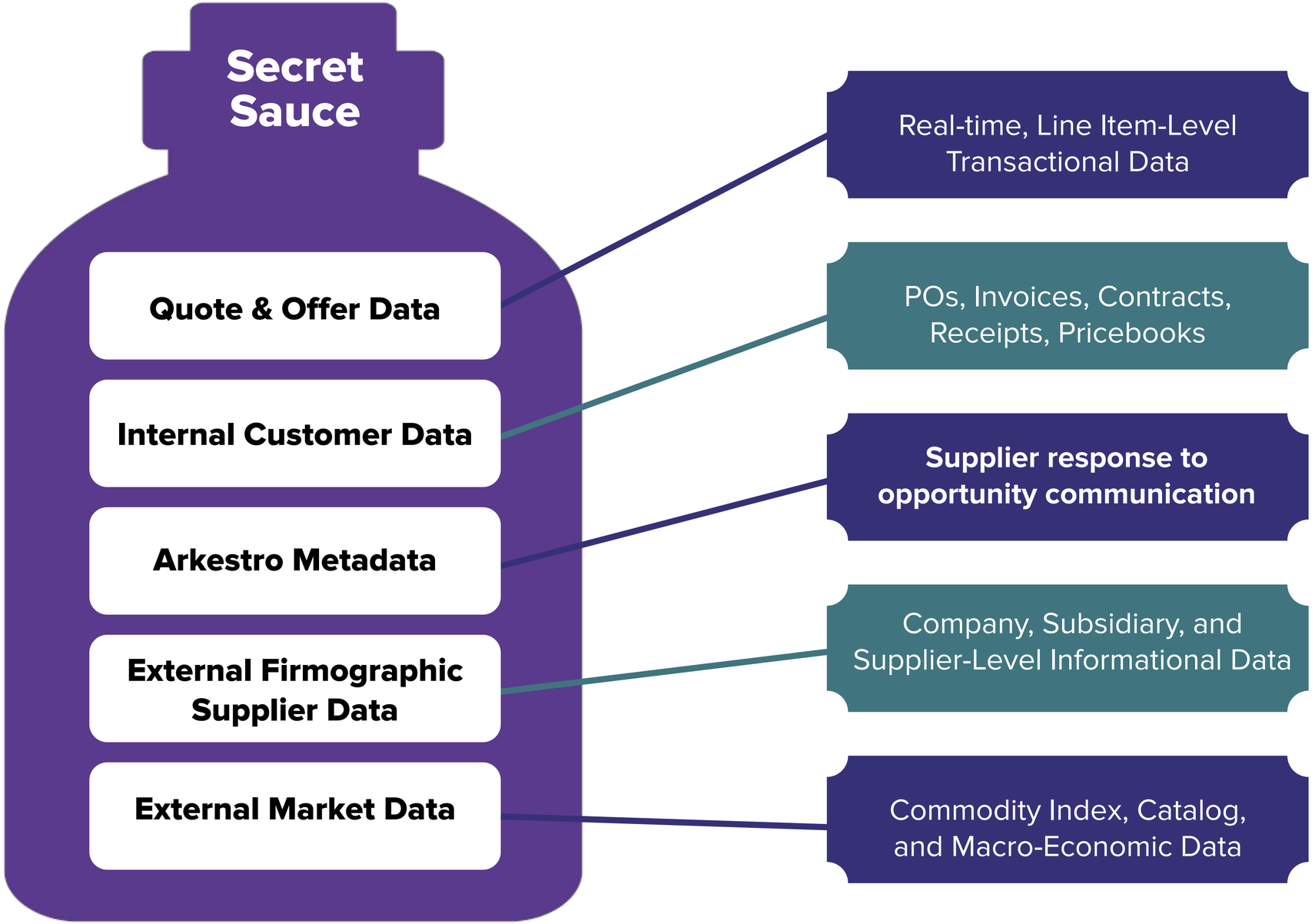

The Arkestro Process

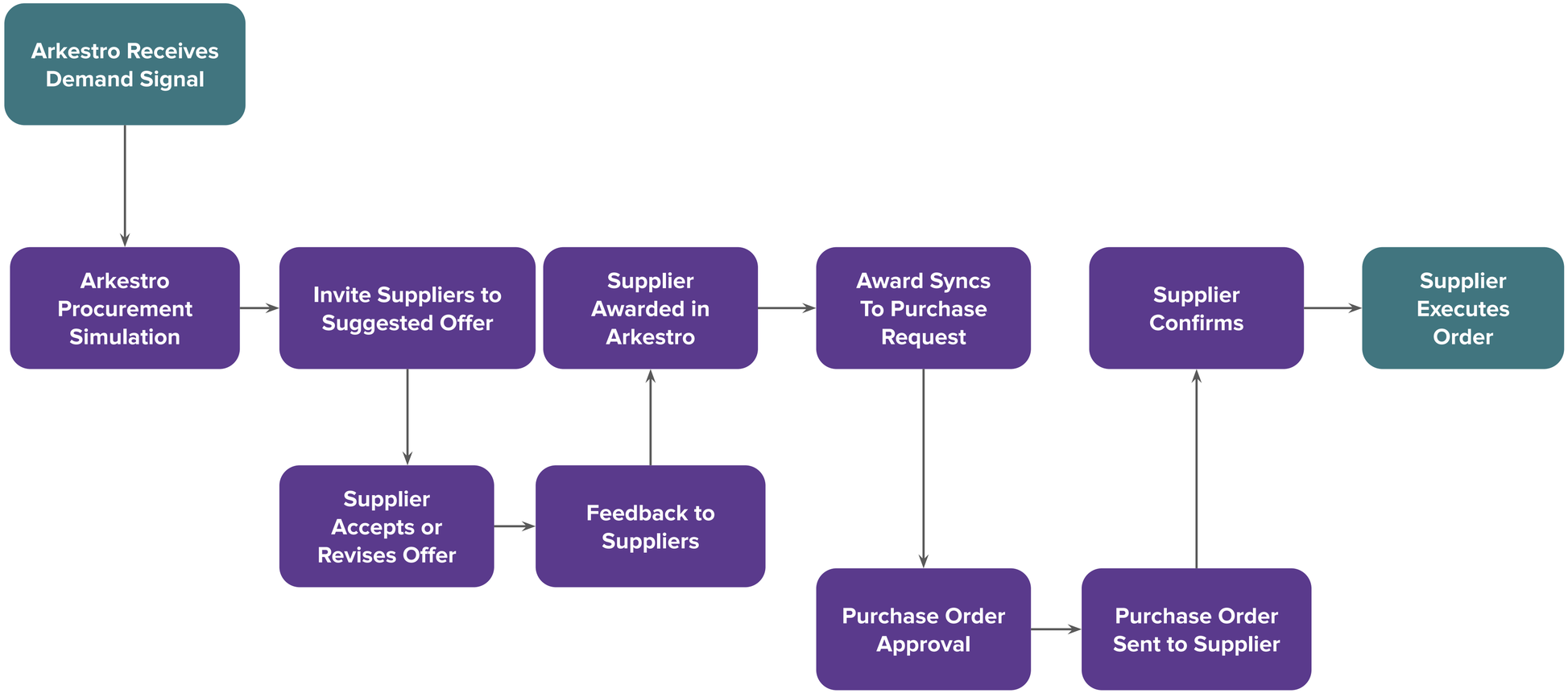

Arkestro Suggested Offers via Email Makes Quoting Easy & Simple

Suggested Offers through Arkestro

Suggested Price Per Unit	Price per Unit
$1.19	$ 1.19
$0.9599	$ 0.96
$89.75	$ 89.75
$189.00	$ 189
$28.35	$ 28.35
$232.65	$ 232.65

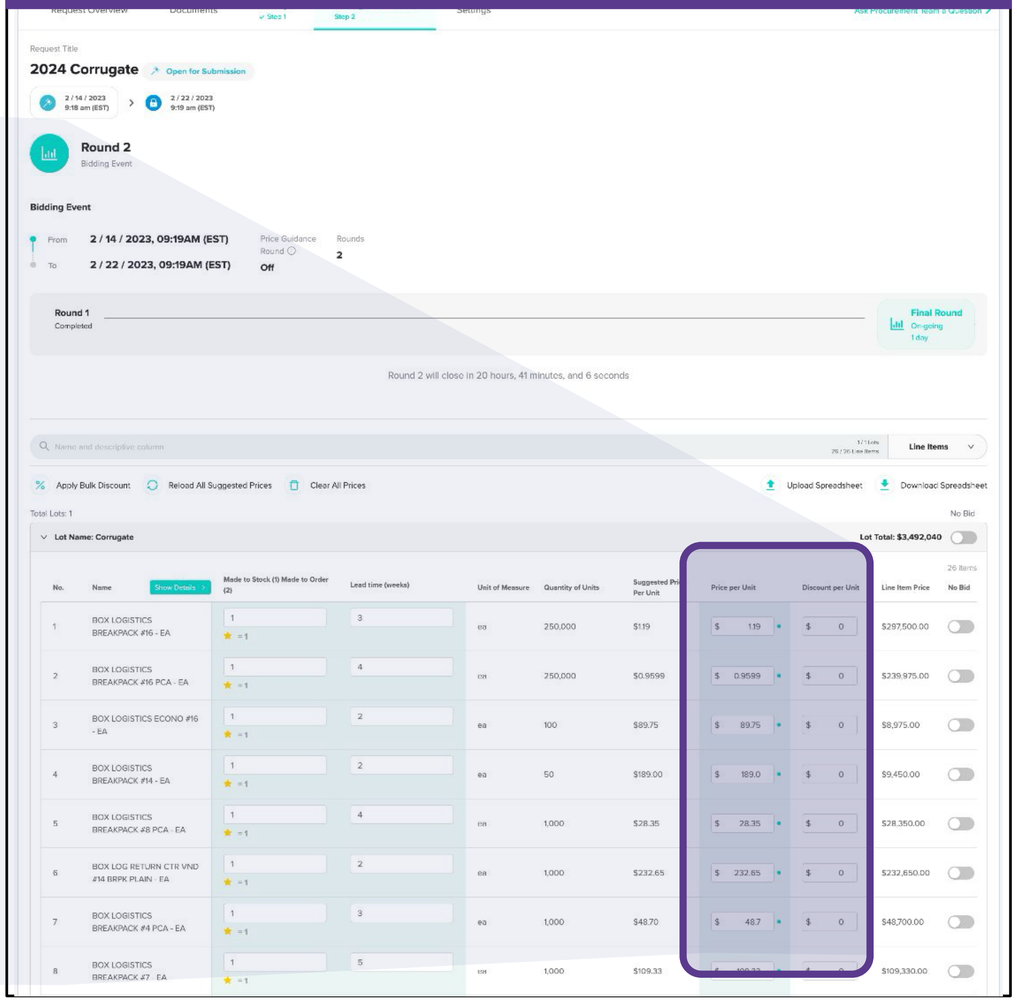

© 2025 — Arkestro Confidential

Instant Feedback & Counter Offers Deliver Faster ‘Best and Finals’ With Less Data Entry

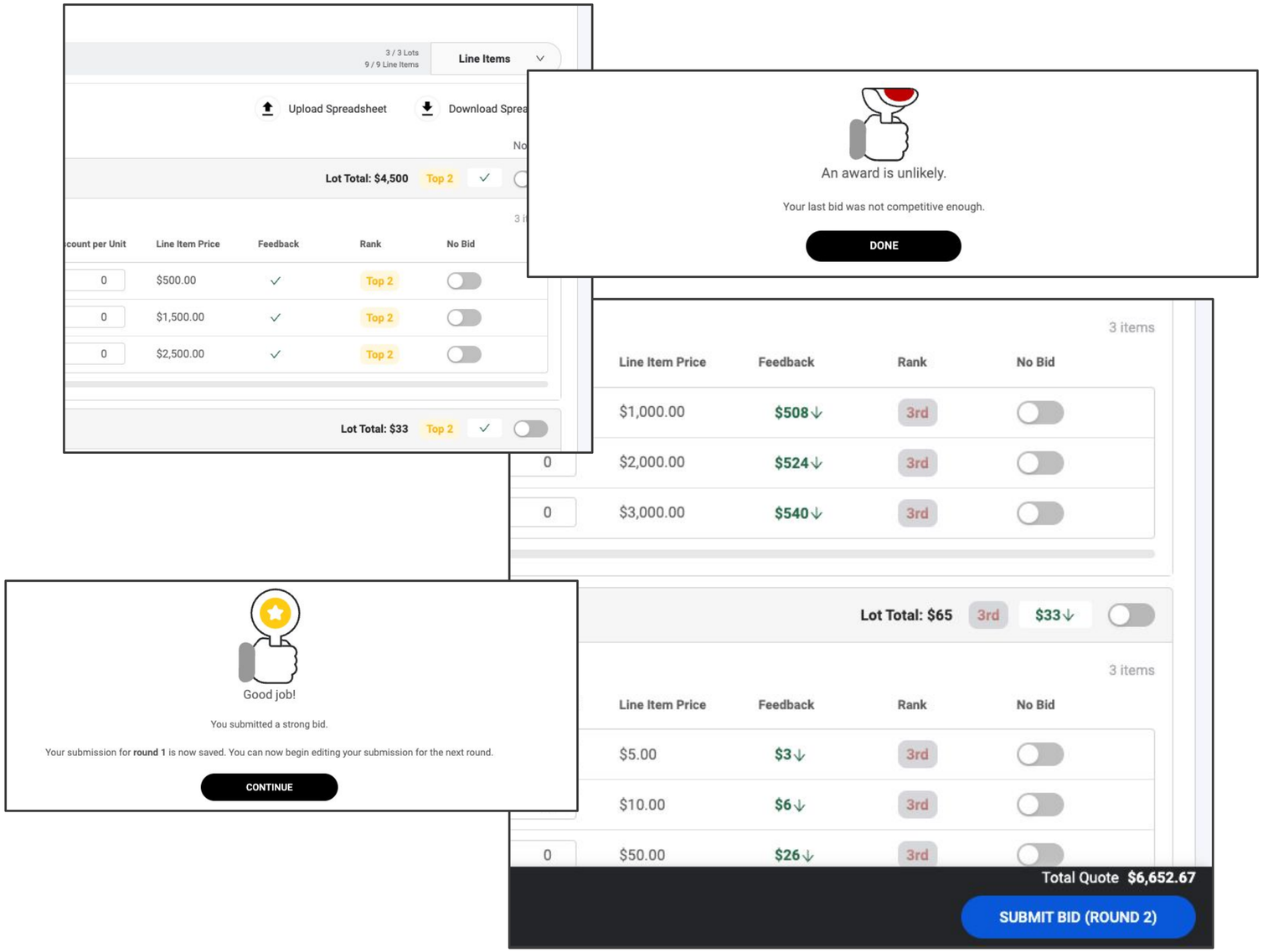

© 2025 — Arkestro Confidential

Arkestro Suggested Offers use AI Quote Simulations

- Suggested Offer
- Suggested Supplier
- Auto-Baseline Item Basket
- Intelligent Counter-Offer
- Ongoing Offer Feedback
- Award Analysis & Benchmarking
- Compare Outcome vs Comps - Any Items x Any Supplier x Any Basket
- In-Email - No Supplier Login
- $100B+ Spend Used to Train Arkestro's Machine Learning Model

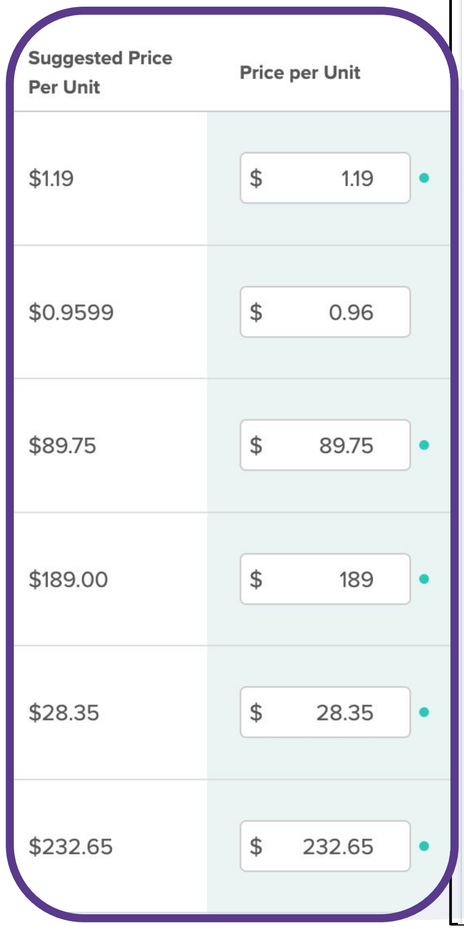

Suggested Offer through Arkestro

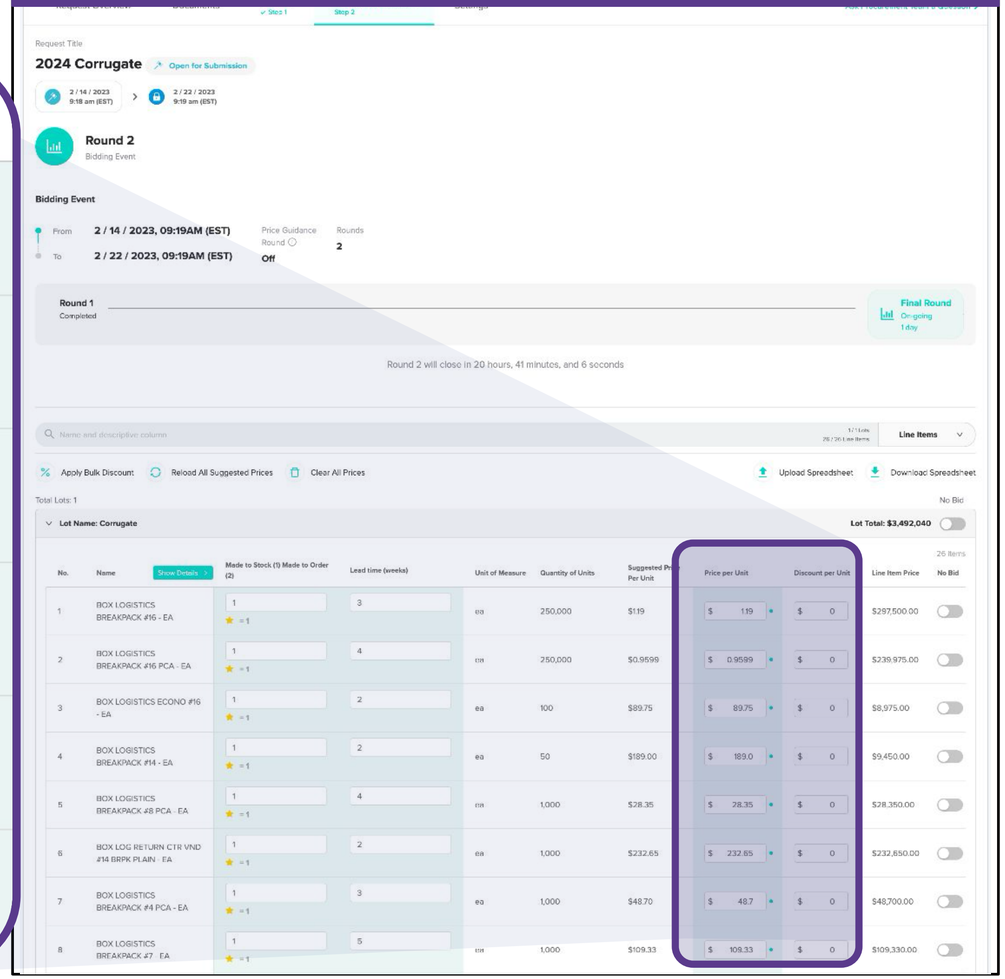

© 2025 — Arkestro Confidential

Analysts Know We’re Game Changing

Gartner®

COOL VENDOR



Spend Matters®

VALUE LEADER

One Platform. EVERY Type of Spend

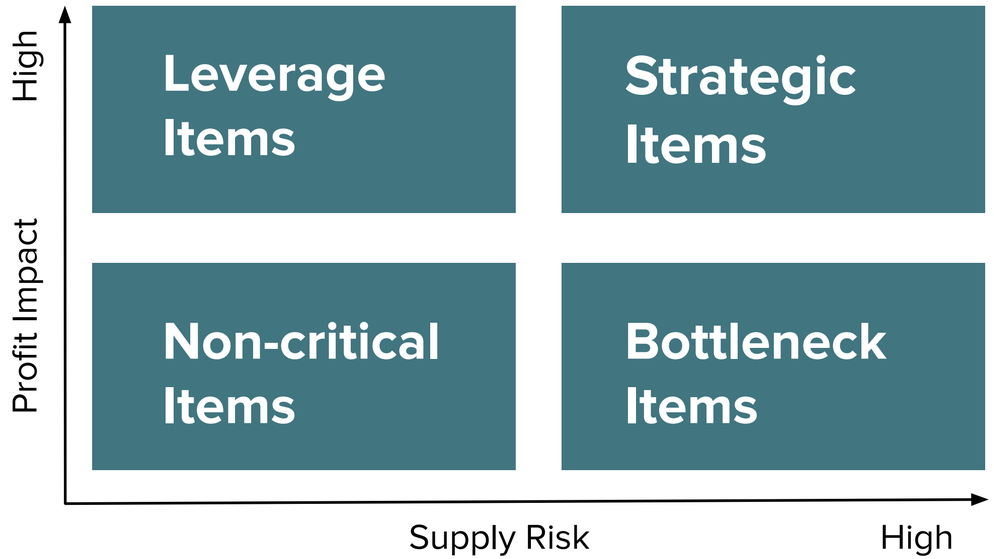

All Spend

- Materials Spend
- MRO Spend
- Logistics Spend
- Packaging Spend
- Capital Spend
- Rate Card Spend

Global Procurement

- North America
- LATAM
- EMEA
- APAC

Every Category.

Every Supplier.

Same Resource.

The Impact of Procurement Transformation

Arkestro Industries	Savings Achieved
Automotive	18%
Chemical	17%
Manufacturing	16%
Oil and Gas	24%
Retail	16%
Life Science	19%

Incumbent Alternatives: Arkestro AI Enables The 5 Most Effective Tariff Adaptation Strategies

Strategy	Approach
Identifying Incumbent Alternative Suppliers	Using AI to identify suppliers you are already doing business with but for different items to create Plan B and C
Pivoting Demand via Bilateral Renegotiation	Using AI to generate Suggested Offer an Instant Counter Offer Events to Multi Source or Pivot Demand
Pivoting Spot Demand via Opportunistic Spot Buying	Using AI to generate Suggested Offer an Instant Counter Offer Events to Multi Source or Pivot Demand
Rightsizing Incoterms using Bilateral Renegotiation	Re-negotiating INCOterms for Delivered Costs at the Item Level for complex Bill of Materials
Re-Thinking Rate Management For Inbound Freight & Logistics using Events	Moving to faster agile rate management cycles to decrease reliance on volatile spot market

Thank You



arkestro

© 2025 — Arkestro Confidential

PLUG AND PLAY

SV SUMMIT

PORTFOLIO FIRESIDE CHAT



Sasha Seymore

Co-Founder & President

ETHOS



Harvey Williams

Partner

PLUG AND PLAY

PLUG AND PLAY

SV SUMMIT



PORTFOLIO SPOTLIGHT

Bobby Katoli

Co-Founder & CEO

CERES TECHNOLOGY

Predictive Supply Chain AI

#PNPTCSiliconValley

Join us at **pnptc.com**

June 9, 2025

CERES TECHNOLOGY

Resilience | Big Data | AI

Big Data Supply Chain Risk Intelligence



Take The Complexity Out of Supply Chain Risk

Supply chain teams must assess a wide range of external risks (geopolitical, financial, climate, supplier, logistics, and raw materials) to gain a holistic view.

Yet most lack tools to analyze these risks at scale (across 100s and 1,000s of suppliers and materials).

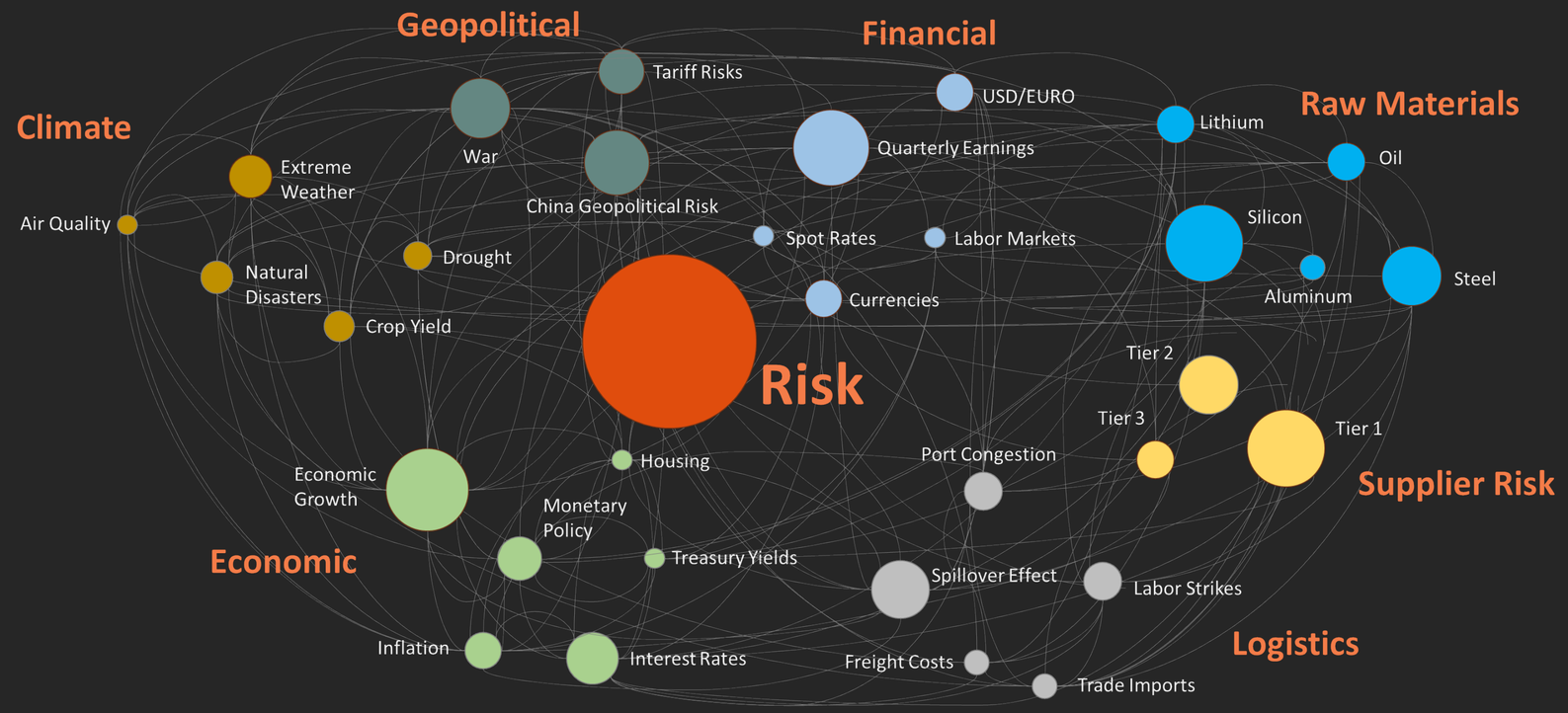

Copyright © 2025 Ceres Technology. Proprietary and Confidential

Visualizations & Upkeep

- Teams spend hours gathering and cleaning scattered data
- Excel has limitations at scale and lacks performance for real-time risk
- Insights require constant manual updates and slowing decisions

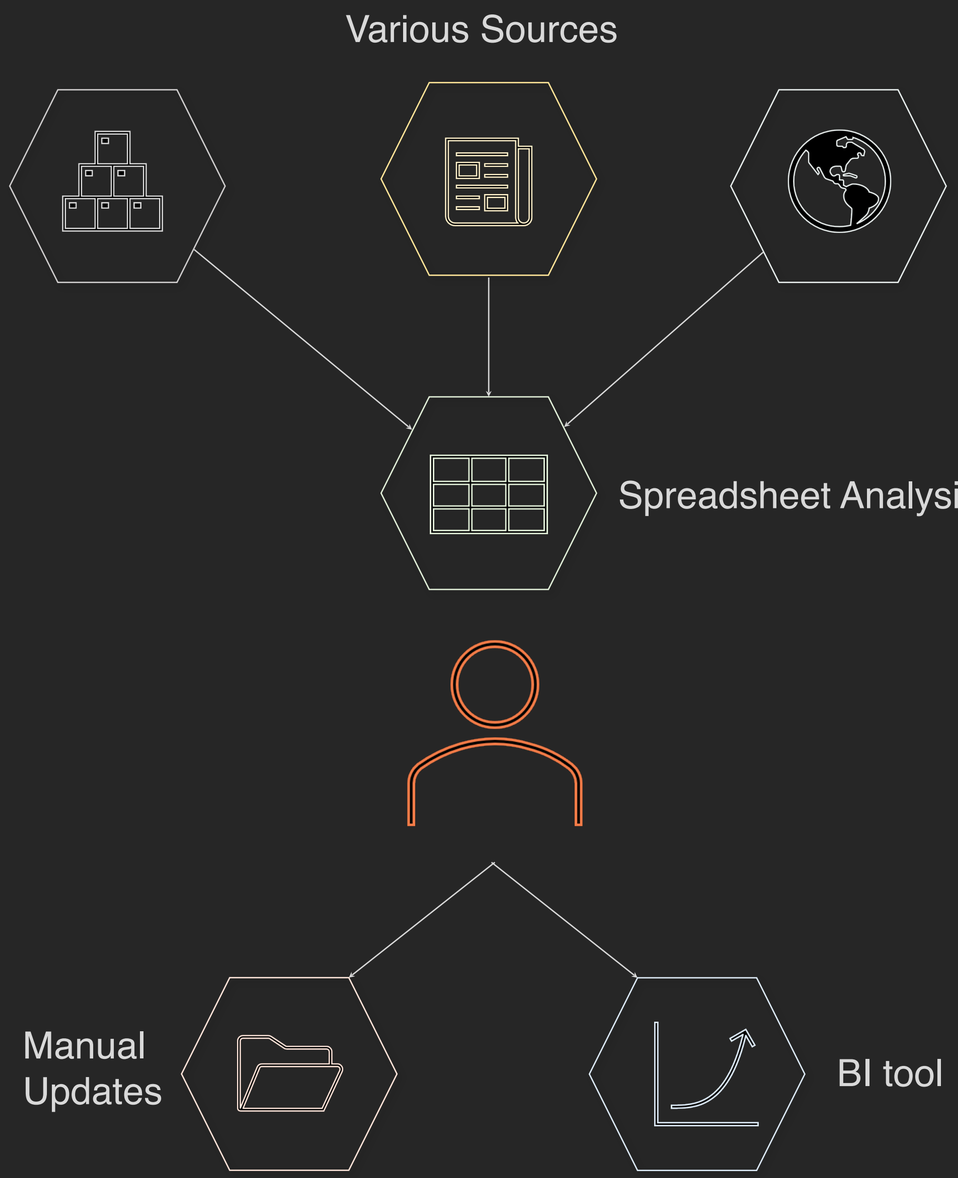

Copyright © 2025 Ceres Technology. Proprietary and Confidential

Enter Ceres: Providing Big Data At Your Fingertips

Ceres Data
(over 25,000 global indicators;
6 billion real-time data points)

+

Flexible Quantitative
Risk Analysis

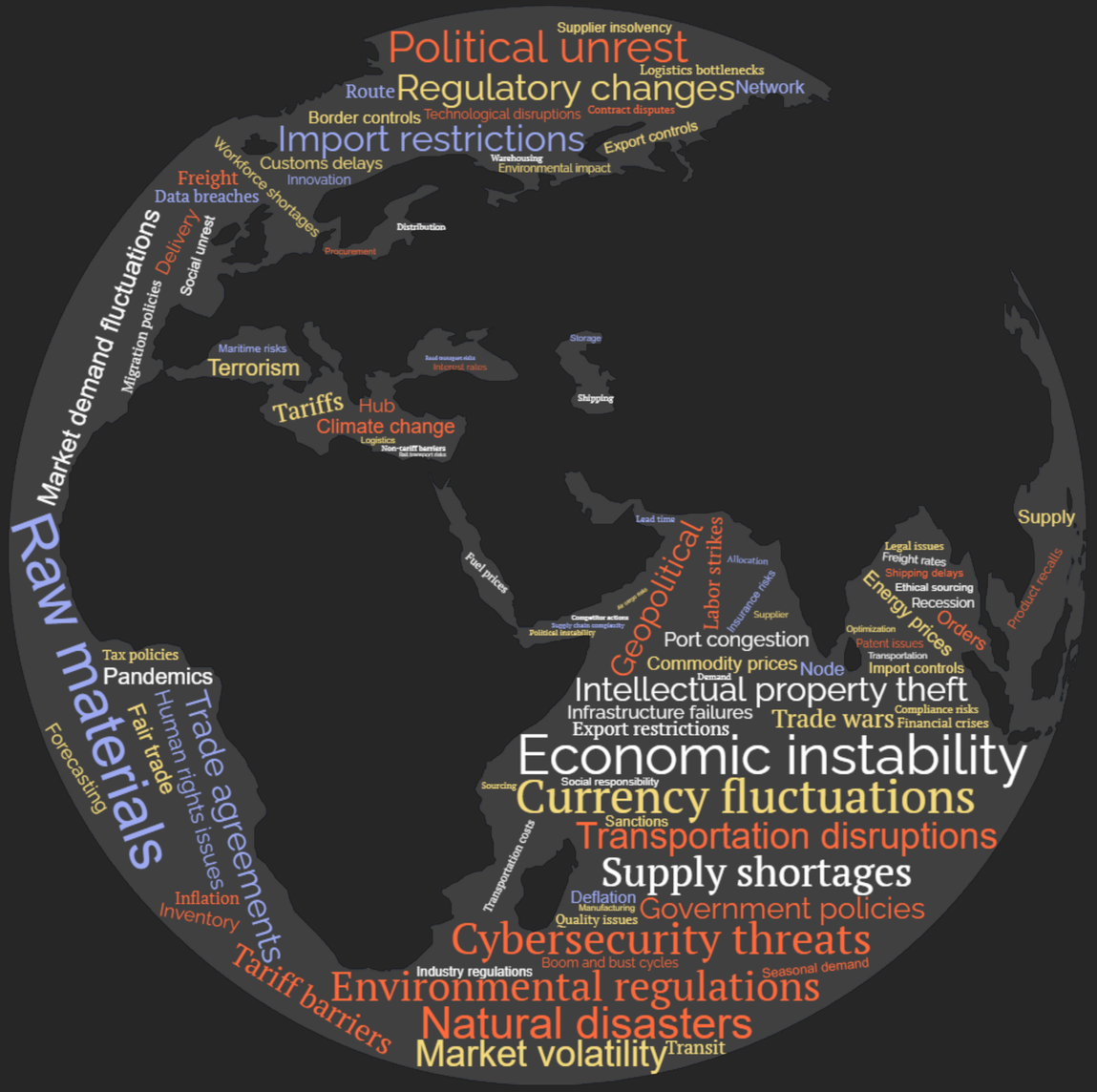

Copyright © 2025 Ceres Technology. Proprietary and Confidential

Holistic Risk View



- Geopolitical Instability
- Economic Risk
- Financial and Company Viability
- Raw Materials Risk
- Satellite imaging
- Currency Risk
- Multi-Tier Risk
- Logistics Risk
- A lot more!

Copyright © 2025 Ceres Technology. Proprietary and Confidential

Use Case - McKesson

➢Linked API drugs to sub-tier manufacturers and accelerated identification of cost and availability risks, for daily risk analysis.

➢Cut analysis time from a month to minutes, extended planning from 3 weeks to 24 (8x better than other platforms).

➢Improve on-time deliveries by 20% and SLAs by 25%.



"Ceres was able to accomplish what no other company we've worked with (McKinsey, Bain, & BCG) was able to deliver."

-Jay Newman
Enterprise Analytics Executive

Copyright © 2025 Ceres Technology. Proprietary and Confidential

Use Case - Food & Beverage

- Processed terabytes of data, including satellite imagery, to monitor rainfall, drought, and vegetation health
- Identified risk drivers linked to cocoa and coffee, enabling daily updates and removing manual effort
- Enable analysts to assess hundreds of materials and suppliers in real time at scale



Copyright © 2025 Ceres Technology. Proprietary and Confidential

Use Case - Media Choice

- First use case outside of supply chain
- Leveraging our current 6B data points, including US demographics, to optimize billboard targeting
- 97% reduction in analysis time and delivering a competitive advantage

"We initially leaned toward the bigger name for its reputation and client list, but after comparing both, we chose Ceres Technology. They were faster, more responsive, and knew our needs from day one, unlike the larger firm, where we kept repeating ourselves to different teams."

-Katheryn Huynh
CFO

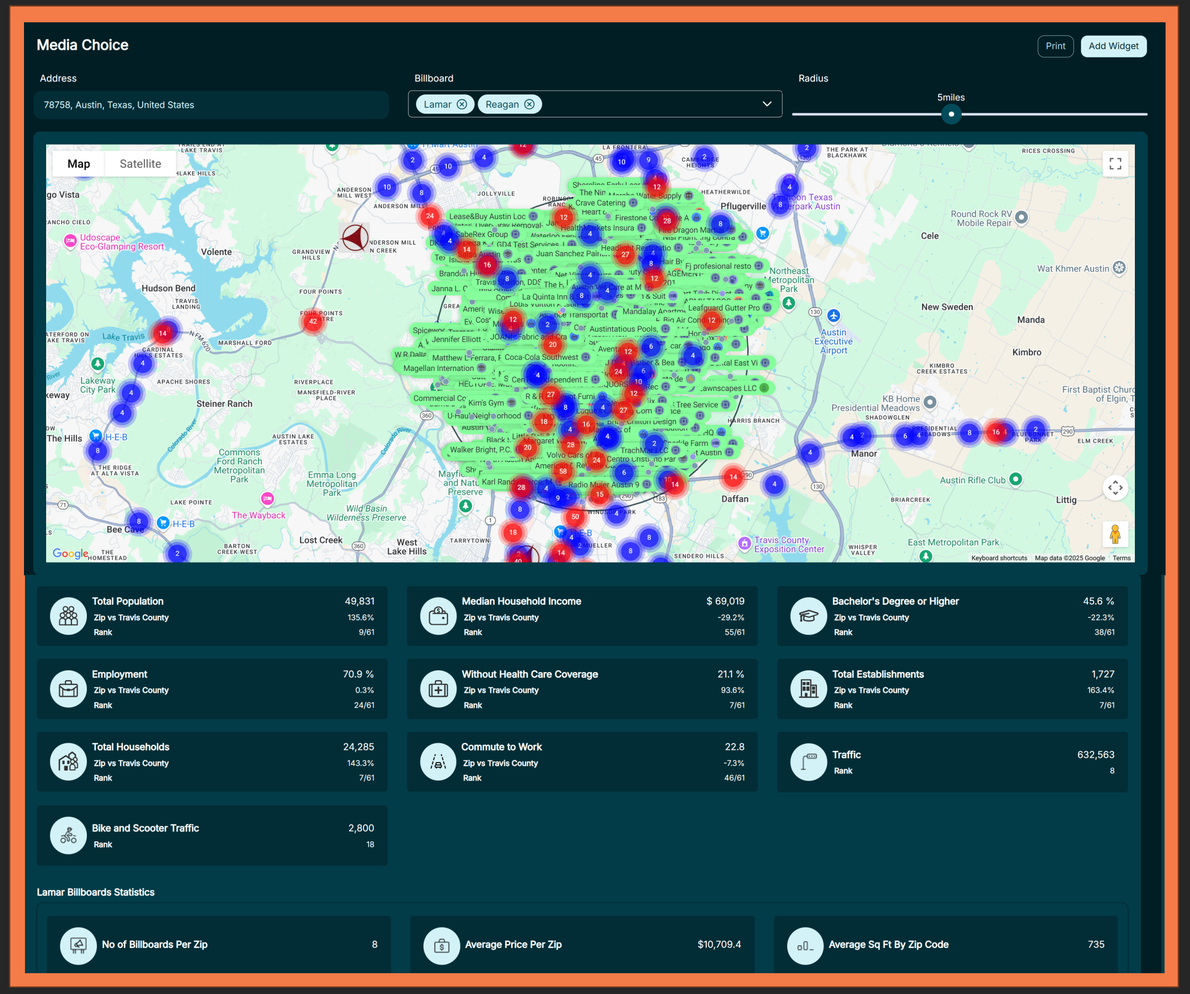

Copyright © 2025 Ceres Technology. Proprietary and Confidential

Efficiency at Scale

95%+ reduction in time to analyze big data

Daily updates ensure data is always current and reflect relevant risk changes

Insights for executives, flexibility for analysts to explore data on their terms

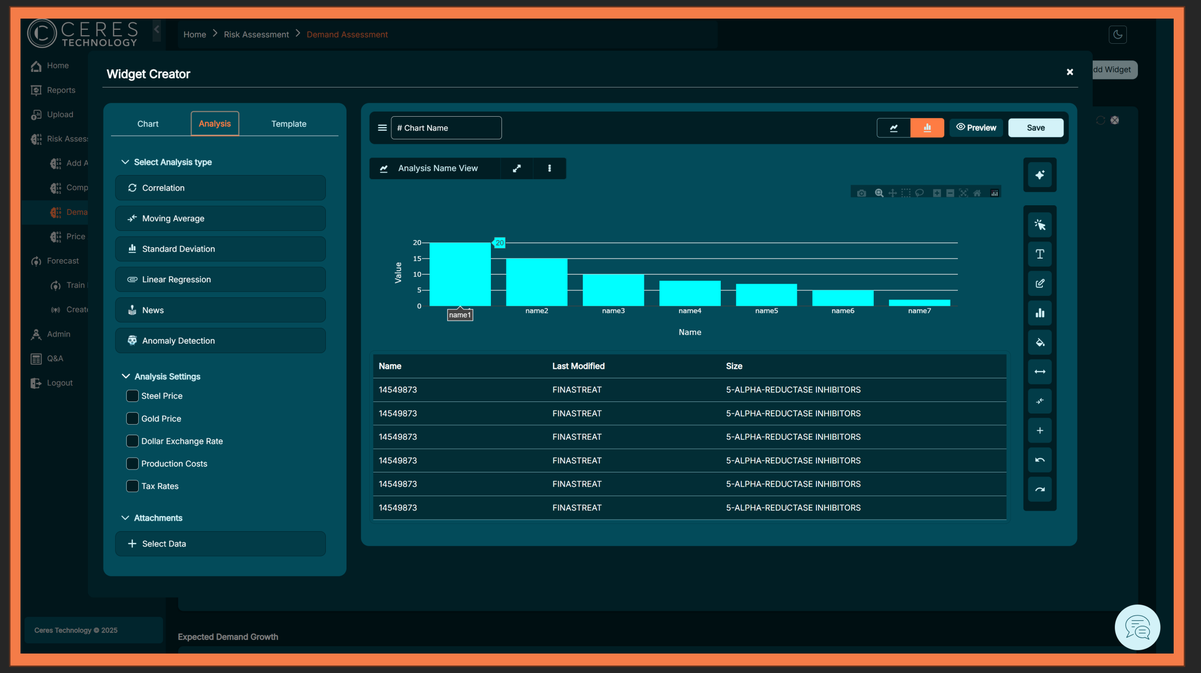

Copyright © 2025 Ceres Technology. Proprietary and Confidential

How It Works

- No client data required. Quick setup and intuitive UX/UI make it simple
- Built-in ML and AI models accelerate data driven insights
- Preloaded data and widgets enable one-page reports and scalable analysis in minutes

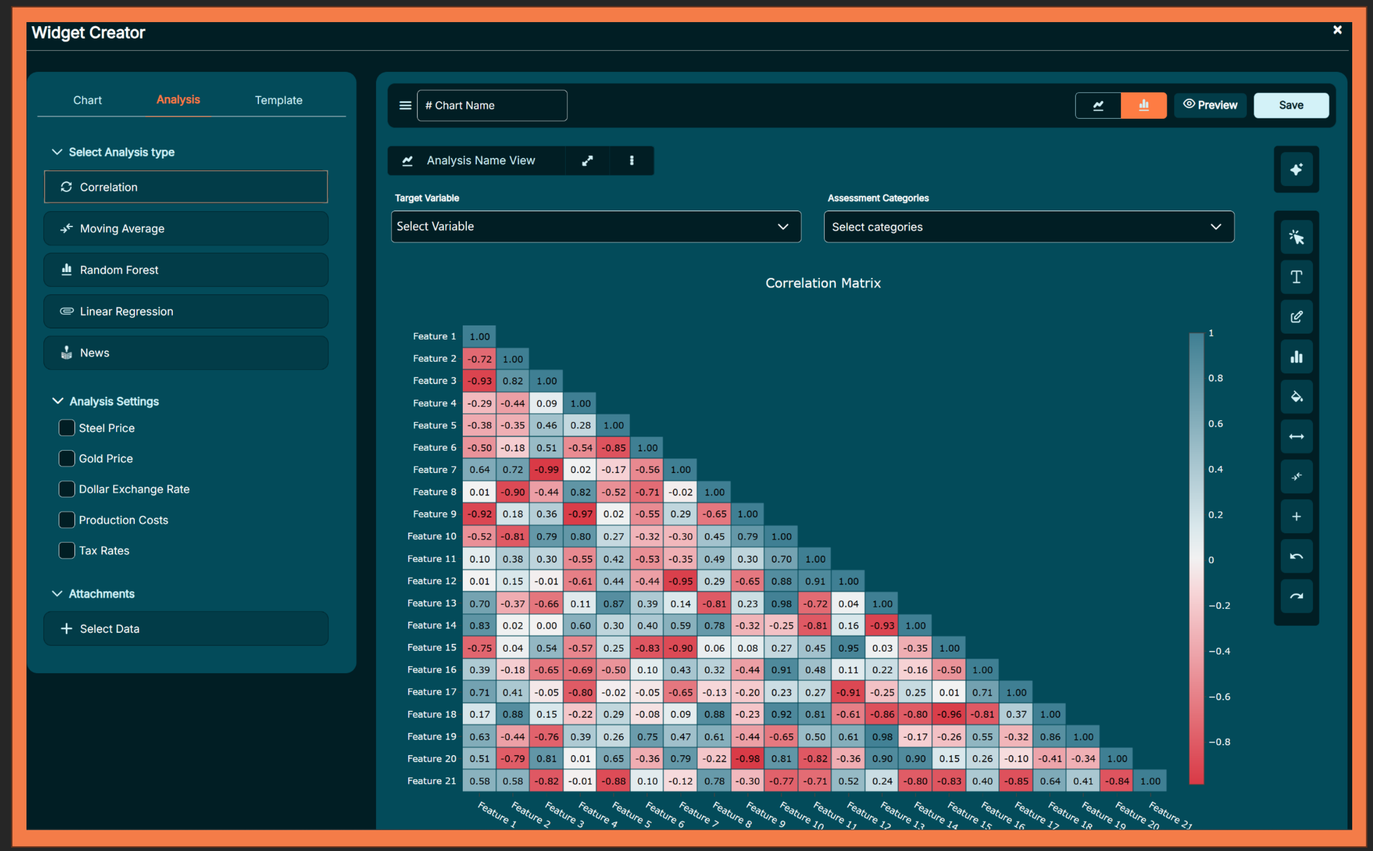

Copyright © 2025 Ceres Technology. Proprietary and Confidential

In-Depth Analysis

- **Materials & Products** risks related to material and product availability and cost fluctuations.
- **Suppliers (including multi-tier) & Competitors**, tracking financials, news, and key global events.
- **Logistics and Port** risks across more than 1,600 global ports.

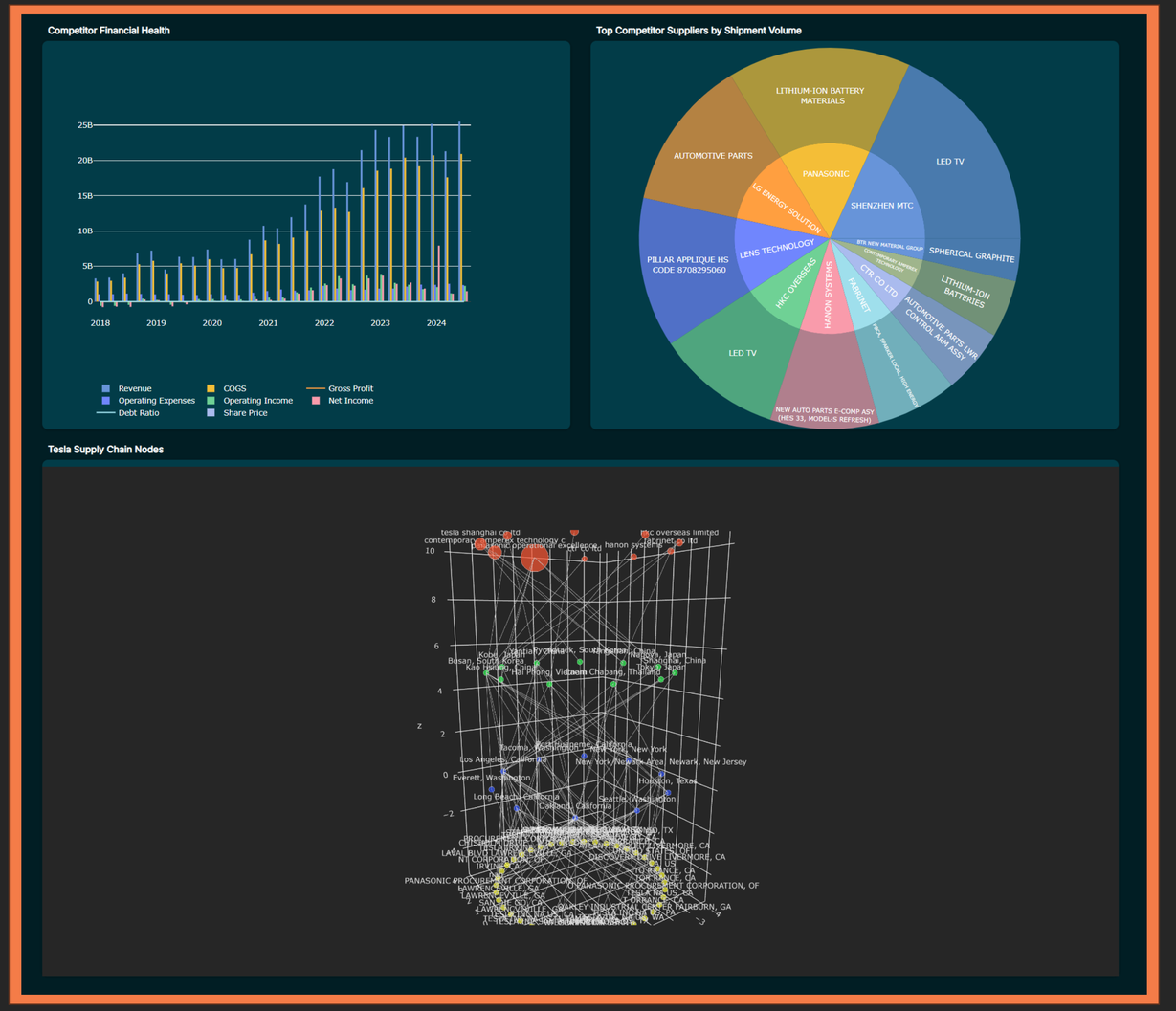

Copyright © 2025 Ceres Technology. Proprietary and Confidential

Tariffs

Track HTS codes down to 8-10 digits to classify tariffs for any material or product.

Uncover multi-tier upstream tariff exposure, and assess indirect tariff risks such currency fluctuations, inflation, interest rates, etc.



Copyright © 2025 Ceres Technology. Proprietary and Confidential

Benefits

Reduce the time required to achieve business outcomes by 95%.

Generate 2.5x more productivity per user.



Market Intelligence

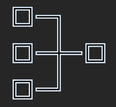

Inventory Management



Availability & Cost Risks

Copyright © 2025 Ceres Technology. Proprietary and Confidential



Thank You!

For questions or more information

Bobby Katoli

Co-Founder & CEO

Contact: bobby@cerestech.co

Mobile: +1 (817) 308-4319

Copyright © 2025 Ceres Technology. Proprietary and Confidential

PLUG AND PLAY

SV SUMMIT



PORTFOLIO SPOTLIGHT

Kence Anderson

Co-Founder & CEO

Composabl

#PNPTCSiliconValley

Join us at **pnptc.com**

Multi-Agent Systems for Autonomous Supply Chains



Kence Anderson, CEO

Composabl

Most Supply Chains are Brittle



- **Changing conditions** are putting unpredictable pressure on supply chains.
- Demand changes, climate change, talent shortages, changing trade environment drive costly **disruptions**.
- Supply chains need to be flexible and **adaptable** to succeed.

Composabl

AI-powered Software Agents



- **Autonomous** supply chains are more resilient to disruptions and changes.
- A **software agent** is a computer program that performs a task autonomously
- Teams of orchestrated agents drive autonomous, **resilient**, supply chains.

Composabl

Composabl at a Glance



- **2** years old
- **12** employees
- **5** Fortune 500 customers
- **$1.6M** in booked revenue in 2025
- **2** production deployments

Composabl



Teams of Autonomous Agents



Customer Examples

- **Fortune 500 package delivery** company used Composabl to build a team of autonomous agents for scheduling.
- **US Military branch** using Composabl agents to adapt supply chain to adversaries.

Build your team of agents.

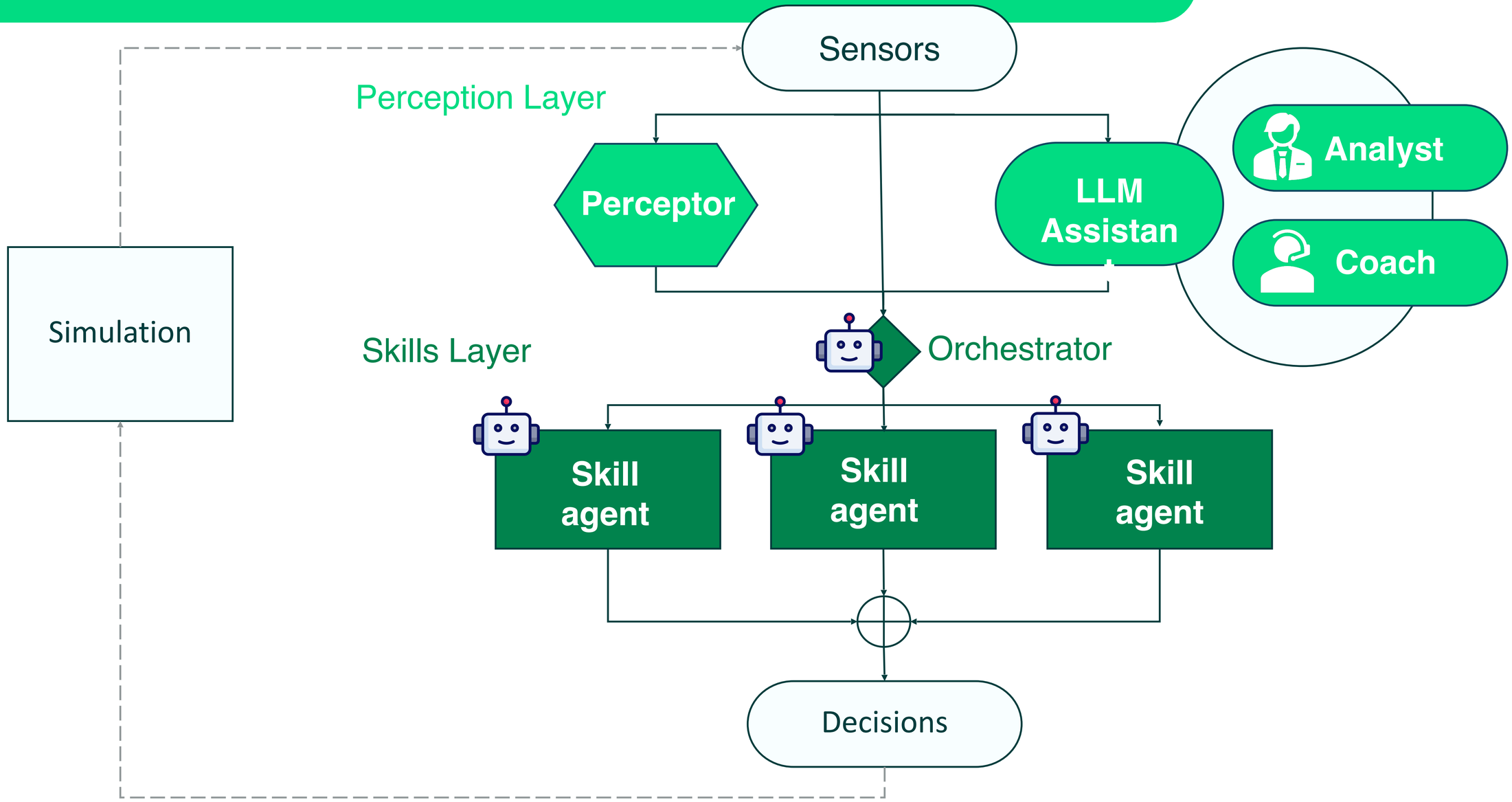

Composabl Demo

Use Cases

Simulators

Compute Clusters

Settings

Support

Kence Anderson
kence@composabl.com

app.composabl.com/dashboard/.../agents

Use Cases

Search...

Expand all

New use ca

Composabl Sandbox Projects

Production Scheduling - Prod

15 agent formations • last edited a few seconds ago

No KPI set

Production Scheduling - Prod

No description

Show agent formations

Chemical Process Control - Prod

12 agent formations • last edited 20 days ago

1% increase in Eps_Yield is worth $1,000,000

CSTR

No description

Show agent formations

Justin

Chemical Process Control

2 agent formations • last edited 4 days ago

No KPI set

Chemical Process Control - Prod

Chemical Process Control simulation used for Internal Clusters TaaS

Show agent formations

CSTR Benchmarks

14 agent formations • last edited 20 days ago

1% increase in Eps_Yield is worth $100,000

Chemical Process Control - Prod

Chemical Process Control simulation used for Internal Clusters TaaS

Show agent formations

Temperature Control

1 agent formation • last edited 22 days ago

Production Scheduling

1 agent formation • last edited a month ago

v0.13.3-prod

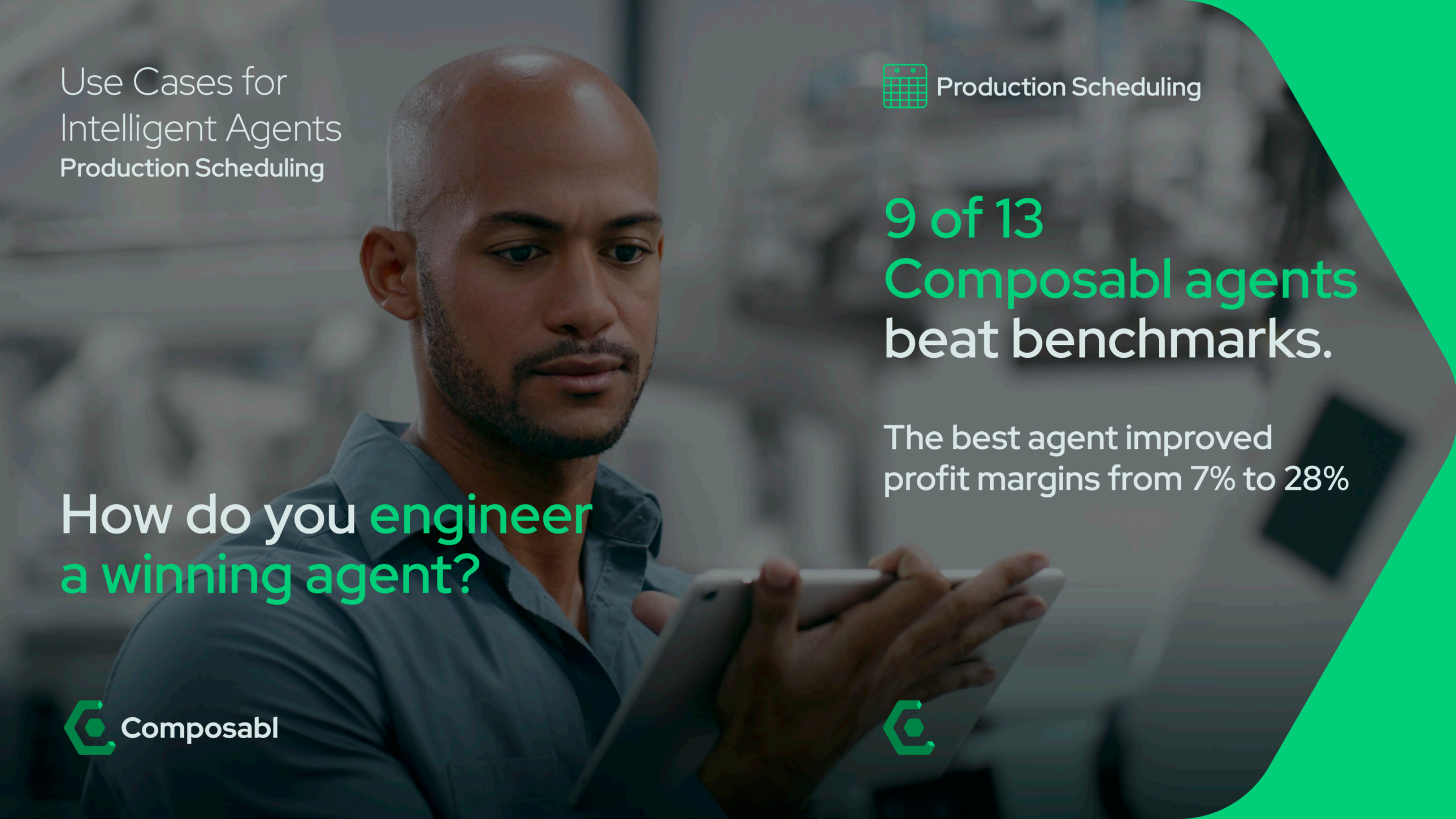

Use Cases for
Intelligent Agents
Production Scheduling

Production Scheduling

9 of 13 Composabl agents beat benchmarks.

The best agent improved profit margins from 7% to 28%

How do you engineer a winning agent?

Composabl

Use Cases for Intelligent Agents

28% profit
Engineered AI

7% profit
Benchmark

-334% profit
Non-Engineered AI

1 2 3 4 5 6 7 8 9 10 11 12 13 ...

Production Scheduling

Improving margins fr
7% to 28% translates i
millions of dolla
a year in RO



Resilient autonomous agents

Agent	Design	Profit Minimum	Profit Mean	Profit Maximum	Profit Margin	Adaptability	Performance
					Amount of total revenue kept as profit	Consistency of results in changing conditions	Performance rank compared to other agents
1	Benchmark: Optimization	-1328,5	666,4	2717,1	7%	0,58	9
2	Benchmark: DRL	-4505,78	-2944,77	-1612,66	-334%	0,8	13
3	DRL with Action Masking	-1972	-412,73	968,72	-18%	0,88	11
4	Stratgy Pattern 1	-1546,96	333,29	2029,47	-1%	0,67	10
5	Strategy Pattern 2	-886,92	1046,02	2356,43	17%	0,77	8
6	Strategy Pattern 3	-415,61	1097,72	2401,28	23%	0,9	6
7	Strategy Pattern 4	-2478,14	-1070,34	365,5	-42%	0,86	12
8	Strategy Pattern 5	-228,59	950,54	2141,23	22%	1,02	7
9	Heuristic Controller	128,51	1378,91	2374,79	27%	1,09	4
10	Plan-Execute 1	-37,24	1355,69	2484,71	28%	1	2
11	Plan-Execute 2	-117,71	1340,23	2372,44	27%	1,02	3
12	Plan-Execute 3	-375,68	997,52	2128,4	24%	1,06	5
13	Plan-Execute 4	-30,78	1329,33	2410,22	28%	1,04	1

PLUG AND PLAY

SV SUMMIT



PORTFOLIO SPOTLIGHT

Ryan Joyce

CEO & Founder

genlogs

#PNPTCSiliconValley

Join us at **pnptc.com**



genlogs

Every Truck Every Shipper Every Lane.

“Cargo Theft in the United States is a $35B Industry.”

- National Insurance Crime Bureau

- Taxi & Limos ($11B)
- Craft Brewing ($10B)
- Hair & Nail Salons ($7B)

“Empty Miles Cost the Trucking Industry $100B Annually.”

- American Transport Research Institute

Problem

Transportation inefficiencies

- Empty Miles and Underutilized Carriers
- Sub-optimal Routing and Load Planning
- Technology Adoption Gaps

Fraud & security

- Cargo theft reaching record levels (40% increase OPY)
- Load boards risk double-brokering
- Freight scams on the rise



Transportation inefficiencies

- Empty Miles and Underutilized Carriers
- Sub-optimal Routing and Load Planning
- Technology Adoption Gaps

Fraud & security

- Cargo theft reaching record levels (40% increase OPY)
- Load boards risk double-brokering
- Freight scams on the rise



Does Your Digital Footprint Match Your Physical Footprint?



Ryan Joyce

CEO, GenLogs



Ryan Joyce

CEO, GenLogs



















Does Your Digital Footprint Match Your Physical Footprint?

GenLogs Tridents

Proprietary Roadside Sensors Powered by AI







A Nationwide Network

Every Truck. Every Lane. Every Second.







images turned into this data.



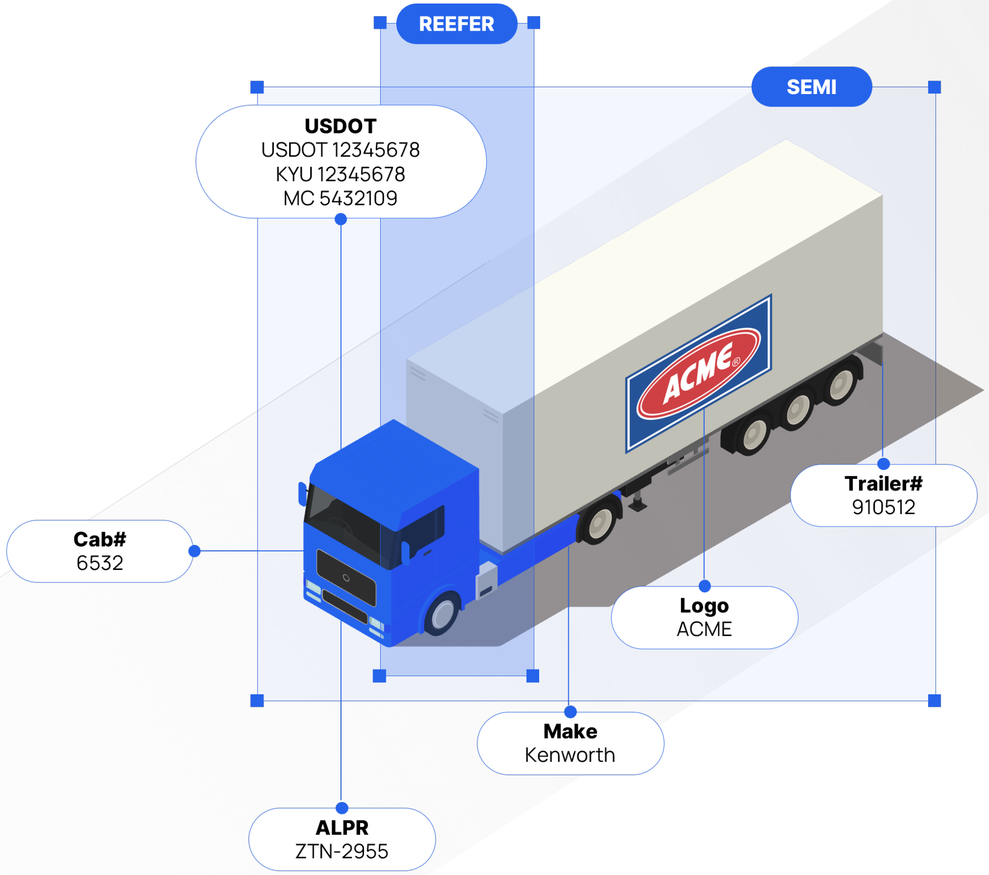

Day	Time	Location	Road	Dir	Nearest City	Truck Plate
20230527	18:26:362	37.40617872344873, 77.42541183761658	1-95	NB	Richmond, VA	3HN845 (OK)

Enriched with Disparate Datasets

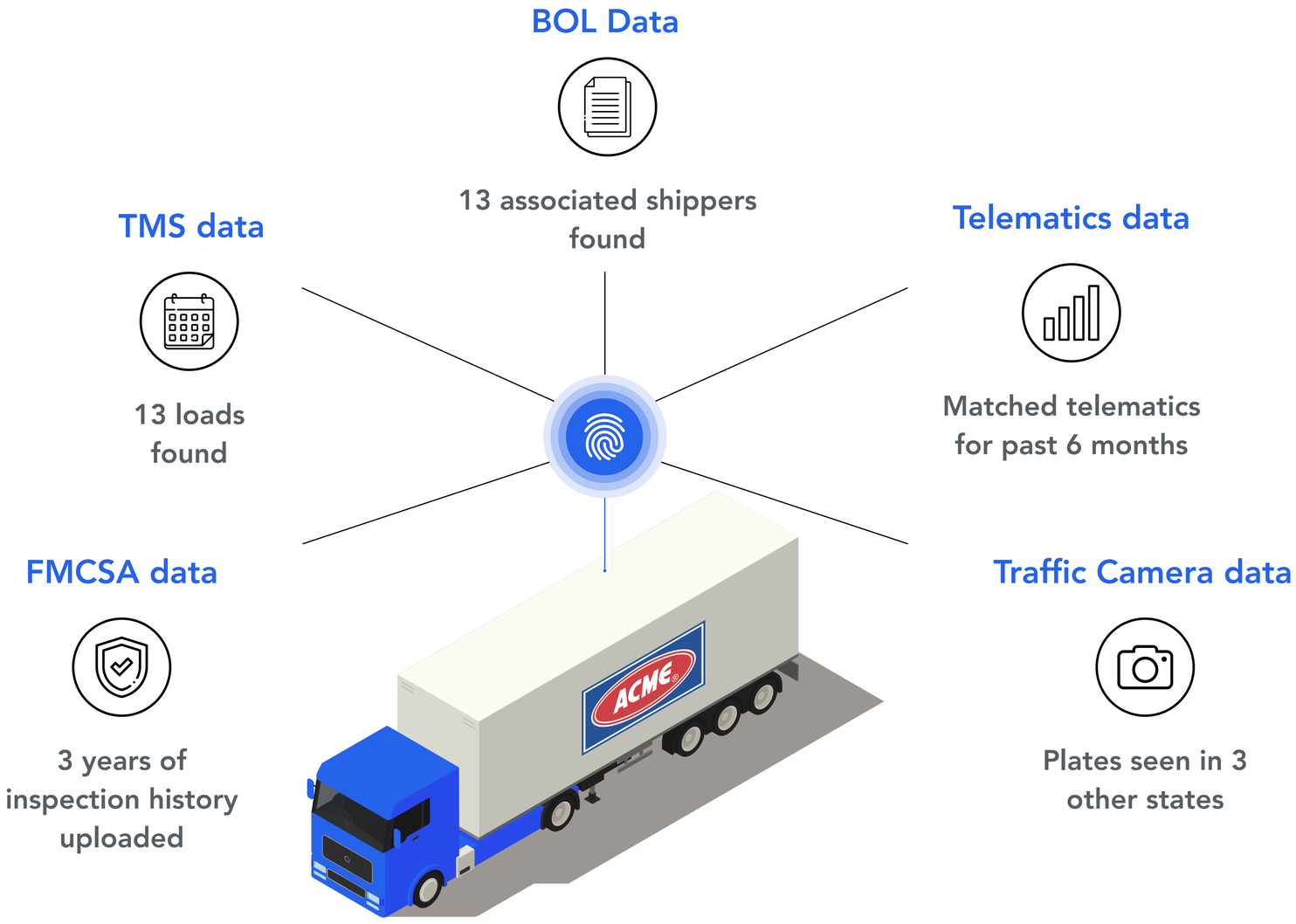

SOLUTION

It all starts with ground-truth Truck Intelligence

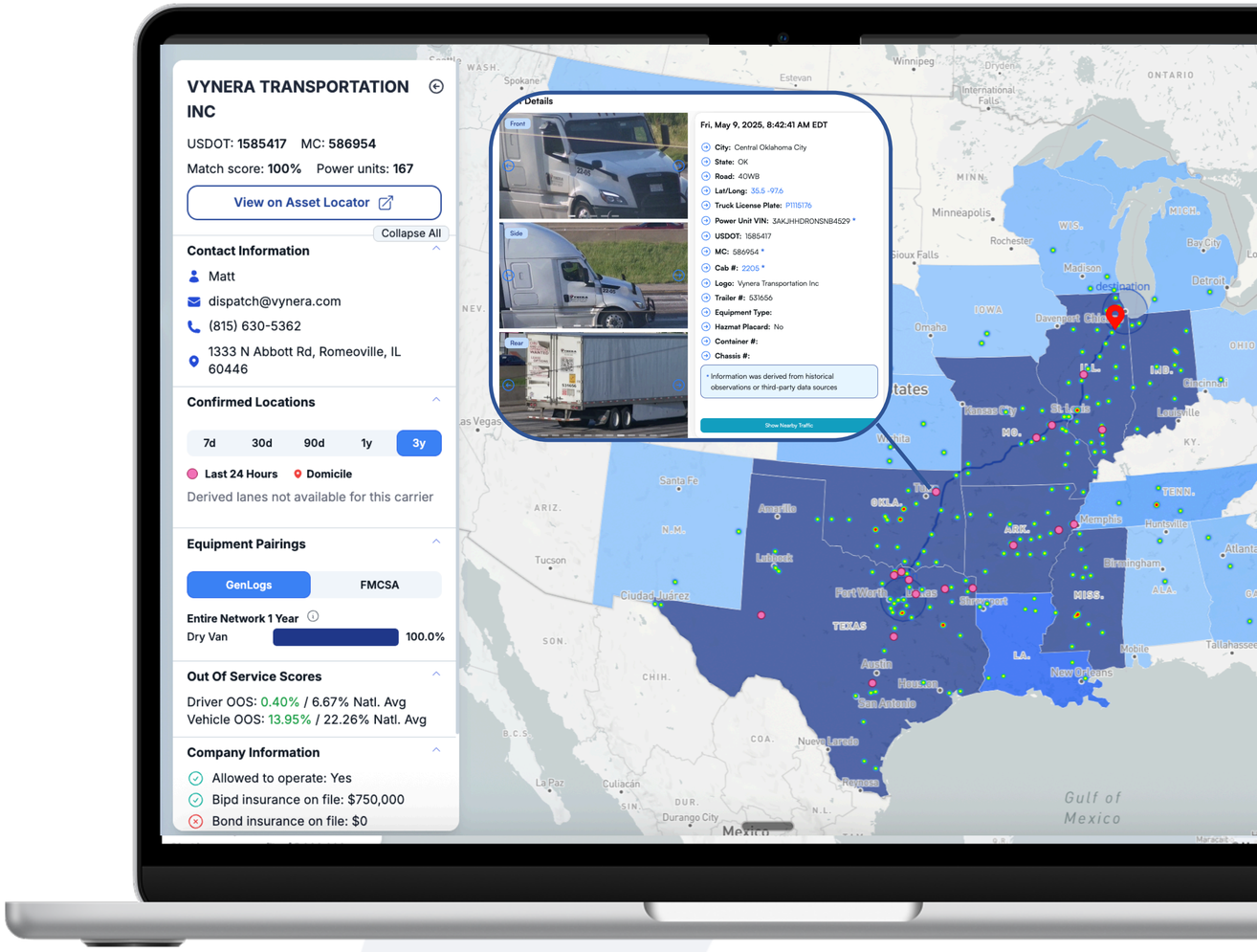


FLOCK Freight
NFI
NTG
WERNER ENTERPRISES
EVANS
KNIGHT TRANSPORTATION
Ryder
Walmart
SIO Logistics
PTI PAPER TRANSPORT
C.H. ROBINSON
FIVE STAR
SCHNEIDER
ArcBest
Trusted by thousands of brokers, shippers, and carriers
SHIPNOVA
SETHMAR TRANSPORTATION
J.B. HUNT
worldwide logistics
DYNAMIC LOGISTIX
ECHO
corporatetraffic LOGISTICS
its logistics
PACKER FREIGHT
TrailerBridge We Make It Happen

Enter Origin

Enter Destination

Dry Van

Select Equipment

Onboarded Carriers

You ca

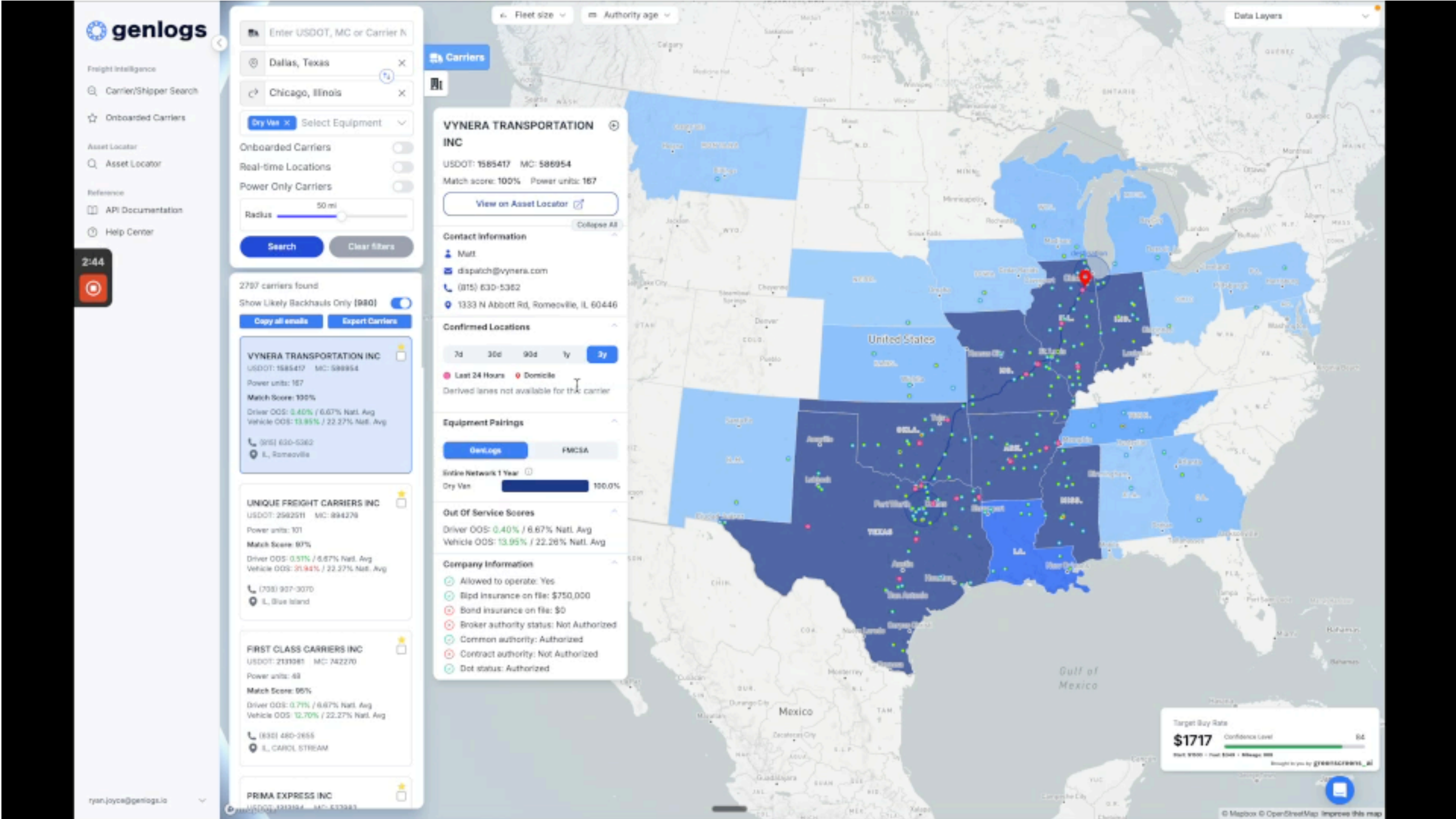
genlogs
Freight Intelligence
Carrier/Shipper Search
Onboarded Carriers
Asset Locator
Asset Locator
Reference
API Documentation
Help Center
2:44
ryan.joyce@genlogs.io
Enter USDOT, MC or Carrier N
Dallas, Texas
Chicago, Illinois
Dry Van
Select Equipment
Onboarded Carriers
Real-time Locations
Power Only Carriers
Radius
50 mi
Search
Clear filters
2797 carriers found
Show Likely Backhauls Only (980)
Copy all emails
Export Carriers
VYNERA TRANSPORTATION INC
USDOT: 1585417 MC: 586954
Power units: 167
Match Score: 100%
Driver OOS: 0.40% / 6.67% Natl. Avg
Vehicle OOS: 13.95% / 22.27% Natl. Avg
(815) 630-5362
IL, Romeoville
UNIQUE FREIGHT CARRIERS INC
USDOT: 2582511 MC: 894278
Power units: 101
Match Score: 97%
Driver OOS: 0.51% / 6.67% Natl. Avg
Vehicle OOS: 31.94% / 22.27% Natl. Avg
(708) 937-3070
IL, Blue Island
FIRST CLASS CARRIERS INC
USDOT: 2131081 MC: 742270
Power units: 49
Match Score: 95%
Driver OOS: 0.71% / 6.67% Natl. Avg
Vehicle OOS: 12.70% / 22.27% Natl. Avg
(630) 480-2655
IL, CAROL STREAM
PRIMA EXPRESS INC
Fleet size
Authority age
Data Layers
Carriers
VYNERA TRANSPORTATION INC
USDOT: 1585417 MC: 586954
Match score: 100% Power units: 167
View on Asset Locator
Collapse All
Contact Information
Matt
dispatch@vynera.com
(815) 630-5362
1333 N Abbott Rd, Romeoville, IL 60446
Confirmed Locations
7d
30d
90d
1y
3y
Last 24 Hours
Domicile
Derived lanes not available for this carrier
Equipment Pairings
Genlogs
FMCSA
Entire Network 1 Year
Dry Van
100.0%
Out Of Service Scores
Driver OOS: 0.40% / 6.67% Natl. Avg
Vehicle OOS: 13.95% / 22.28% Natl. Avg
Company Information
Allowed to operate: Yes
Bipd insurance on file: $750,000
Bond insurance on file: $0
Broker authority status: Not Authorized
Common authority: Authorized
Contract authority: Not Authorized
Dot status: Authorized
United States
Mexico
Gulf of Mexico
TEXAS
Target Buy Rate
$1717
Confidence Level
84
© Mapbox © OpenStreetMap Improve this map

Asset Details







Fri, May 9, 2025, 8:42:41 AM EDT

- **City:** Central Oklahoma City
- **State:** OK
- **Road:** 40WB
- **Lat/Long:** 35.5 -97.6
- **Truck License Plate:** P1115176
- **Power Unit VIN:** 3AKJHHDR0NSNB4529 *
- **USDOT:** 1585417
- **MC:** 586954 *
- **Cab #:** 2205 *
- **Logo:** Vynera Transportation Inc
- **Trailer #:** 531656
- **Equipment Type:**
- **Hazmat Placard:** No
- **Container #:**
- **Chassis #:**

* Information was derived from historical observations or third-party data sources

Show Nearby Traffic

1000+

Recovered Trucks & Trailers

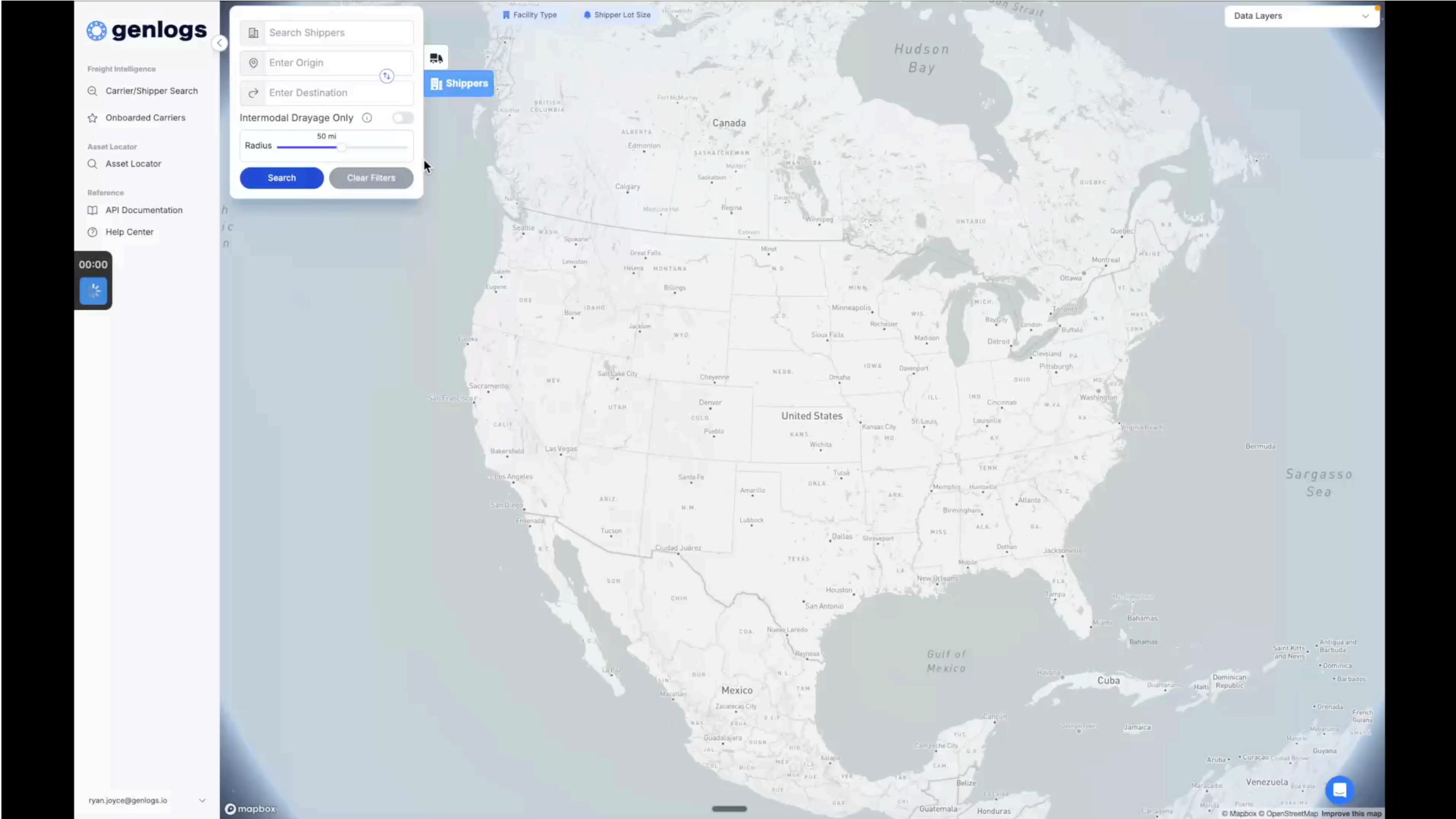
genlogs
Freight Intelligence
Carrier/Shipper Search
Onboarded Carriers
Asset Locator
Asset Locator
Reference
API Documentation
Help Center
00:00
ryan.joyce@genlogs.io
Search Shippers
Enter Origin
Enter Destination
Intermodal Drayage Only
Radius
50 mi
Search
Clear Filters
Facility Type
Shipper Lot Size
Shippers
Data Layers
Hudson Bay
Canada
United States
Mexico
Gulf of Mexico
Sargasso Sea
Cuba
Bermuda
Bahamas
Jamaica
Venezuela
Guatemala
Honduras
Belize
Seattle
Spokane
Great Falls
Billings
Minneapolis
Sioux Falls
Omaha
Cheyenne
Denver
Salt Lake City
Boise
Sacramento
San Francisco
Los Angeles
San Diego
Las Vegas
Phoenix
Albuquerque
Santa Fe
Amarillo
Lubbock
Dallas
Houston
San Antonio
Austin
Kansas City
St. Louis
Chicago
Detroit
Toronto
Montreal
Ottawa
Buffalo
Cleveland
Pittsburgh
Washington
Atlanta
Miami
New Orleans
Memphis
Nashville
Louisville
Cincinnati
Indianapolis
Milwaukee
Madison
Rochester
Davenport
Wichita
Tulsa
Shreveport
Jacksonville
Tampa
Mapbox © OpenStreetMap Improve this map

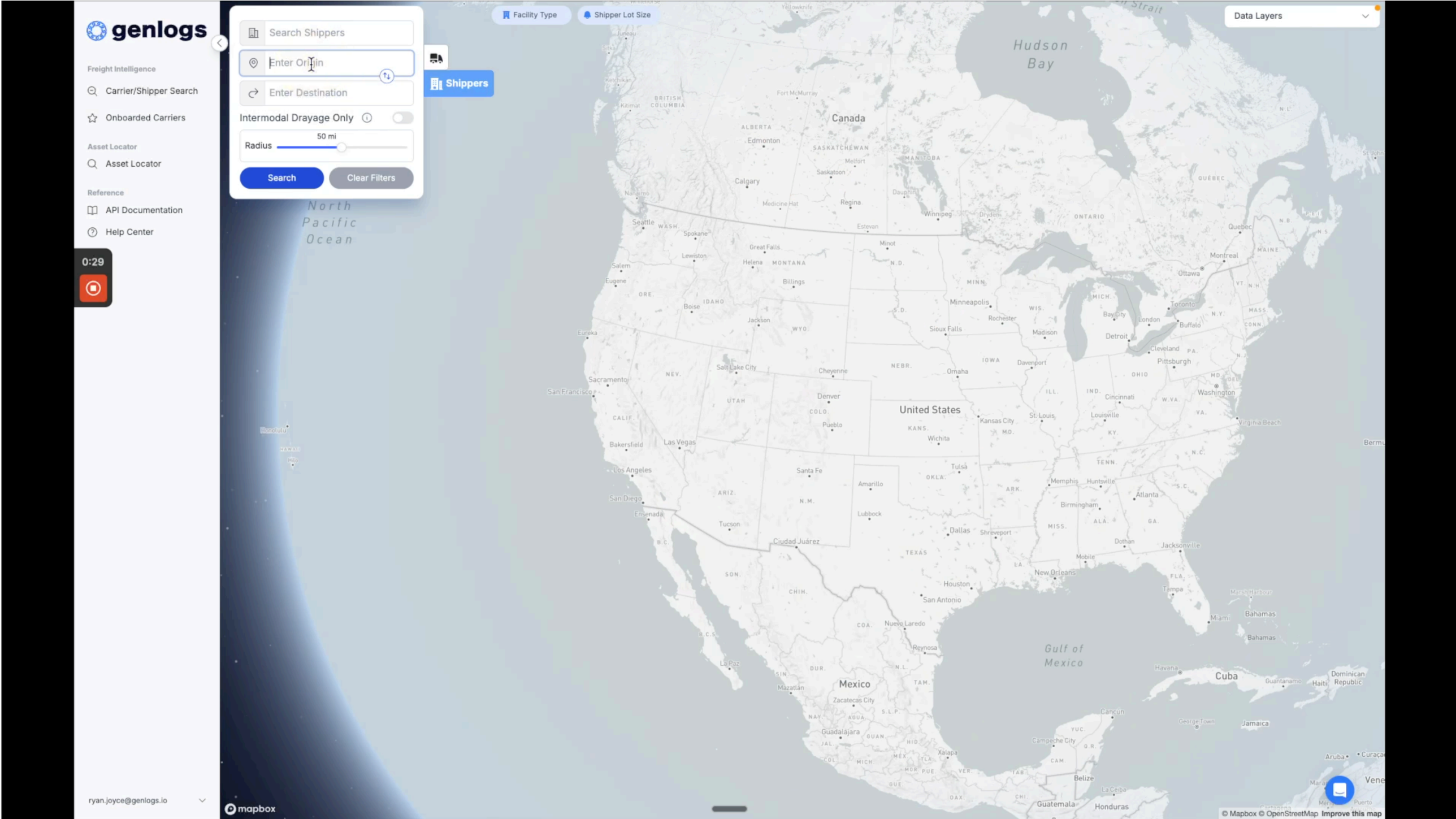
genlogs
Freight Intelligence
Carrier/Shipper Search
Onboarded Carriers
Asset Locator
Asset Locator
Reference
API Documentation
Help Center
0:29
ryan.joyce@genlogs.io
Search Shippers
Enter Origin
Enter Destination
Intermodal Drayage Only
Radius
50 mi
Search
Clear Filters
Facility Type
Shipper Lot Size
Shippers
Data Layers
Hudson Bay
Canada
North Pacific Ocean
United States
Mexico
Gulf of Mexico
Cuba
mapbox
© Mapbox © OpenStreetMap Improve this map

GenLogs 2.0

The New Standard for Compliance & Underwriting

TRUCK-CRASH FATALITIES

genlogs

ANNUAL FATALITIES FROM TRUCK CRASHES: 5,500

- 15 PEOPLE PER DAY ARE KILLED BY TRUCKS

ANNUAL INJURIES FROM TRUCK CRASHES: 160,000

- 438 PEOPLE PER DAY ARE INJURED BY TRUCKS

HOURS-OF-SERVICE VIOLATIONS

genlogs

FREIGHTWAVES
The Nerve Center of the Global Supply Chain

READ WATCH LISTEN NEWSLETTERS SONAR EVENTS DISCOVER RESOURCES ABOUT

Business | Legal issues | News | Top Stories | Trucking

Survivor of massive I-35 crash sues ZBN Transport for over $100M

Lawsuit accuses companies of negligence after truck driver was arrested for intoxication

Caleb Revill • Wednesday, March 26, 2025



The complaint stated that Araya failed a field sobriety test after the incident and a detective determined that he was impaired by CNS depressants at the time of the collision.

"CNS depressants are an overarching category of medications that include sedatives, tranquillizers, and hypnotics, and are known to slow down signals sent between the brain and the body," the complaint stated.

Furthermore, the complaint stated that Araya had multiple previous hours-of-service violations and prior hazardous moving violations while operating commercial vehicles.

The complaint accuses Araya, "and/or" ZBN Transport on several counts of negligence.

"This is a tragedy for all involved," said Beckworth in an emailed statement to FreightWaves. "And perhaps the most tragic part of it is that it was completely avoidable. ZBN Transport used a driver who had multiple prior moving violations and had several violations for exceeding his allowable driving time limits in the week before this tragedy. And, he failed 6 different drug and intoxication tests taken after the wreck. These defendants needlessly endangered our entire community. On behalf of Mr. Jonard, we intend to hold them accountable and, hopefully, we can prevent other tragedies like this from happening in the future."

Beckworth asked anyone who has information about the wreck or people involved to call his office, Nix Patterson LLP.

MVM LOGISTICS LLC

genlogs



MVM LOGISTICS LLC

genlogs

FMCSA
Federal Motor Carrier Safety Administration

Company Snapshot

MVM LOGISTICS LLC
USDOT Number: 4167886

USDOT INFORMATION			
Entity Type:	CARRIER		
USDOT Status:	ACTIVE	Out of Service Date:	None
USDOT Number:	4167886	State Carrier ID Number:	
MCS-150 Form Date:	01/02/2025	MCS-150 Mileage (Year):	23,974 (2024)
OPERATING AUTHORITY INFORMATION			
Operating Authority Status:	AUTHORIZED FOR Property For Licensing and Insurance details click here.		
MC/MX/FF Number(s):	MC-1602543		
COMPANY INFORMATION			
Legal Name:	MVM LOGISTICS LLC		
DBA Name:			
Physical Address:	16 SAMUEL AVE FL 1 CLIFTON, NJ 07013		
Phone:	(201) 682-4103		
Mailing Address:	16 SAMUEL AVE FL 1 CLIFTON, NJ 07013		
DUNS Number:	--		
Power Units:	7	Drivers:	9

MVM LOGISTICS LLC

genlogs

INSPECTIONS:

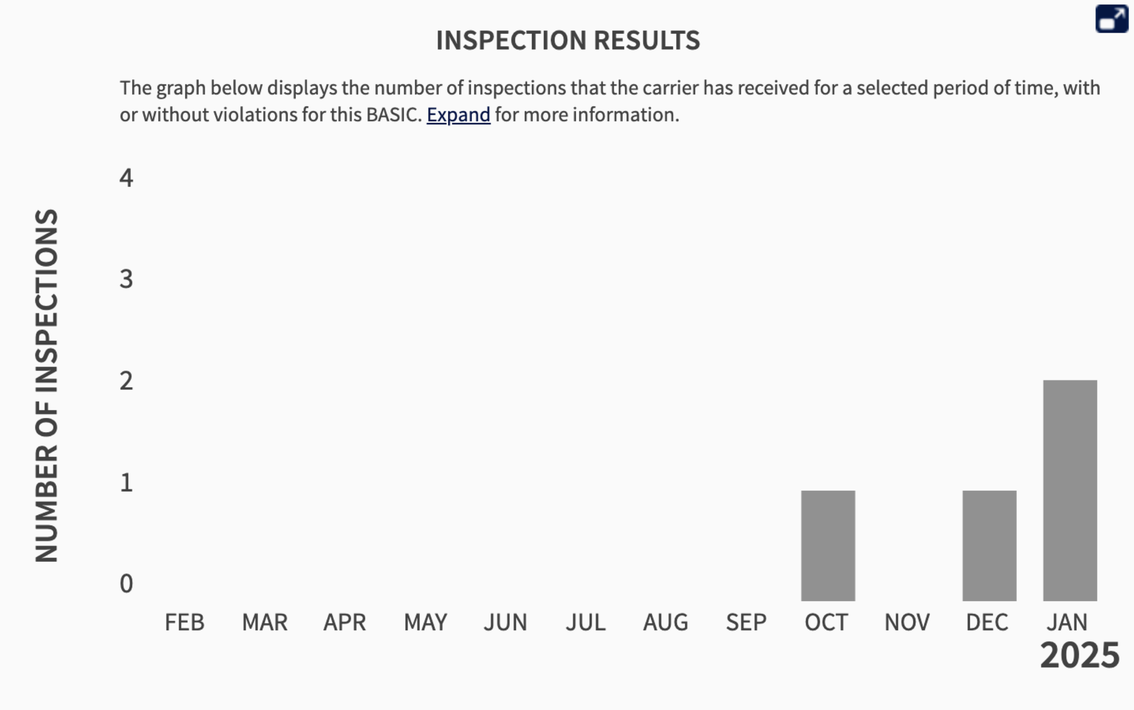

HOURS-OF-SERVICE VIOLATIONS:

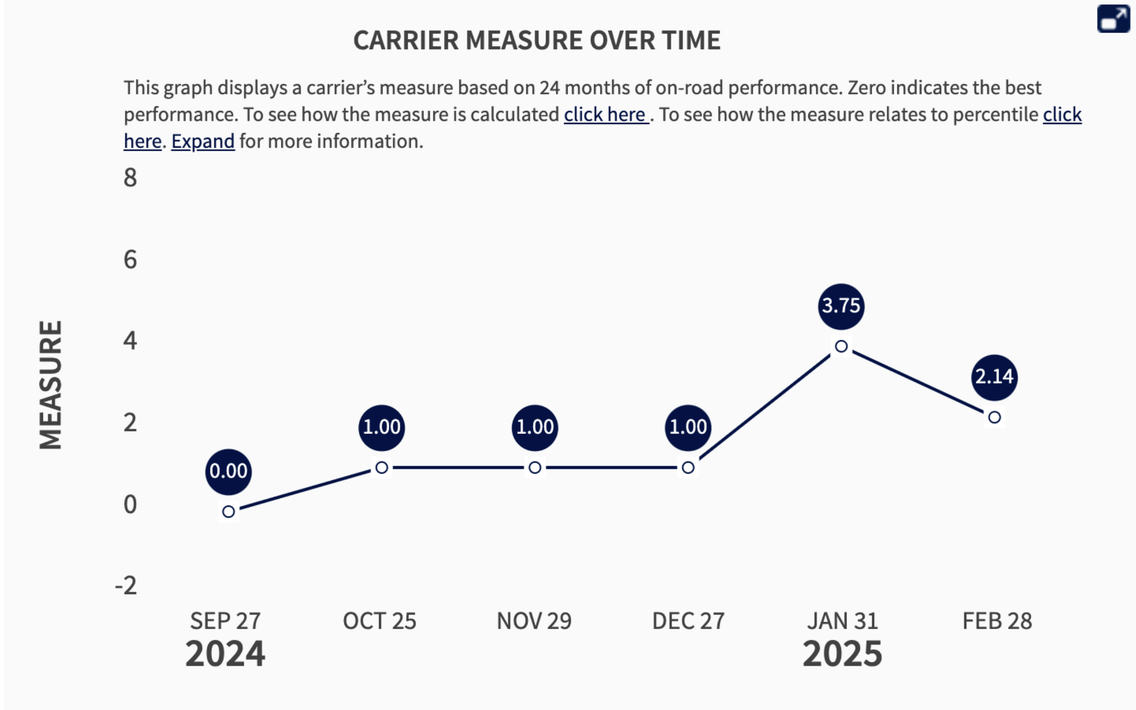

FMCSA **2025 INSPECTIONS:** **5**

MVM LOGISTICS LLC

genlogs

INSPECTIONS:

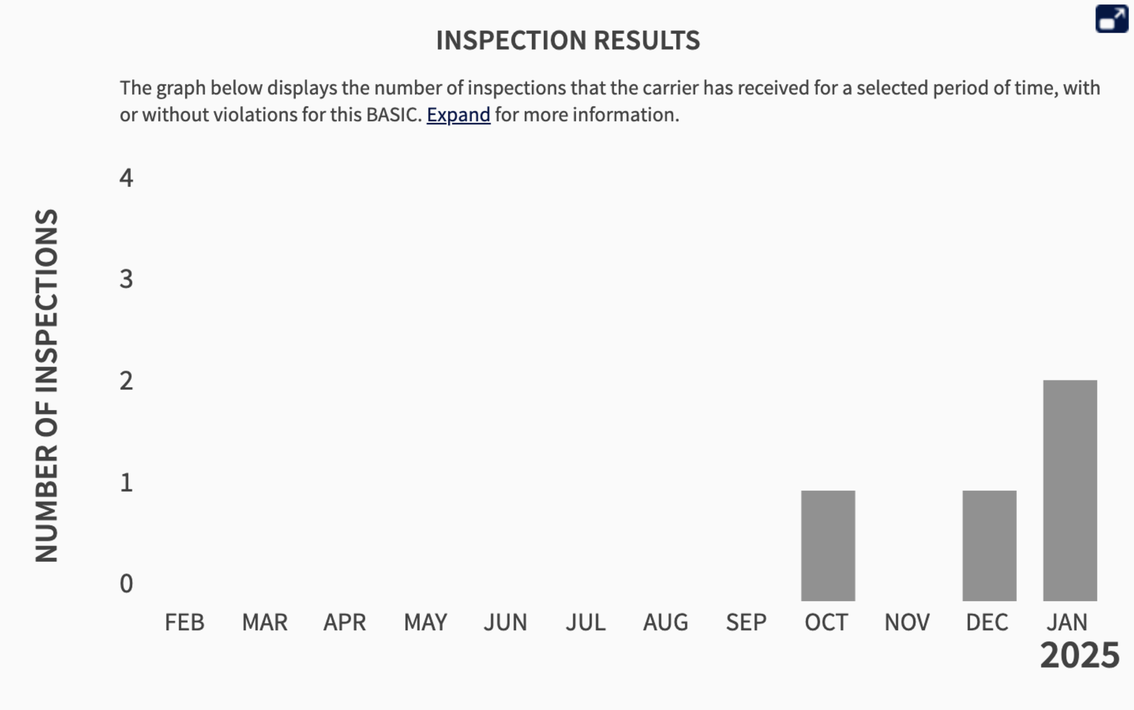

HOURS-OF-SERVICE VIOLATIONS:

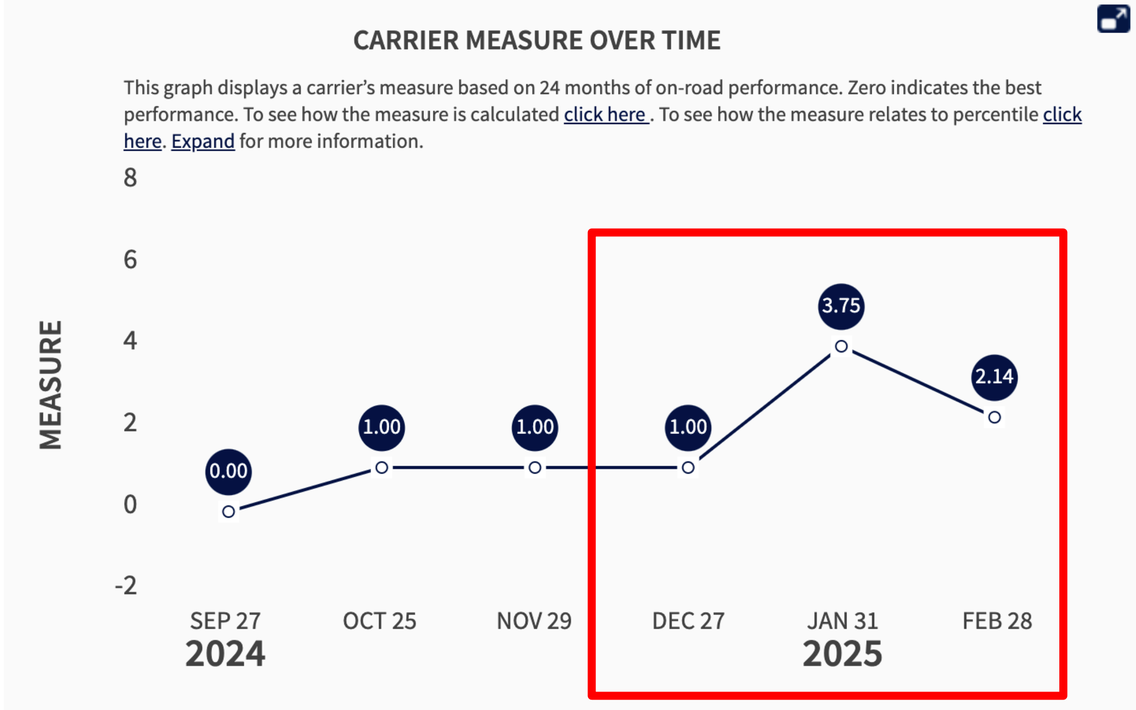

FMCSA

2025 INSPECTIONS: **5**

MVM LOGISTICS LLC

genlogs

MVM LOGISTICS LLC DOT 04167886 MC 1602543 CA 650106

OBSERVED EQUIPMENT (LAST 2 YRS)

Lane Preferences

State

*Origin and Destination based on current search criteria

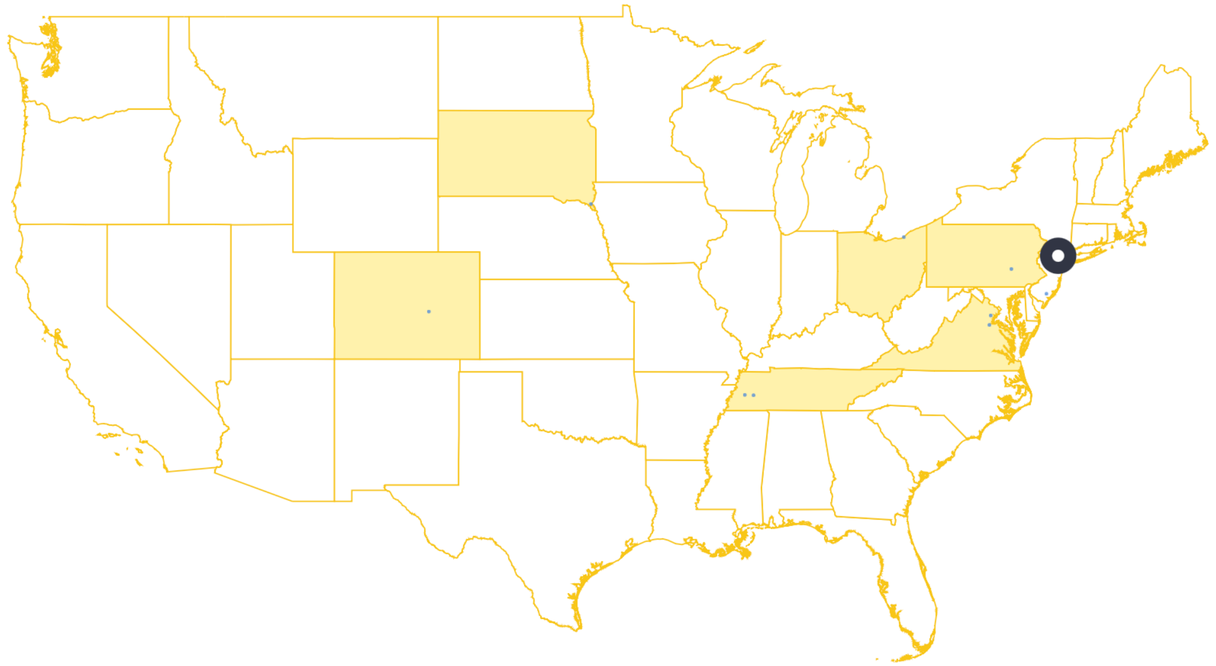

PREFERRED AREAS

No Preferred Lanes

CROSS BORDER

No Preferred Lanes

LEGEND LAST 24 MO

- Unverified Vehicle
- Historical Inspection
- Carrier HQ / Terminal
- Preferred Lane
- 1-5 Inspections
- 6-9 Inspections
- 10+ Inspections

MVM LOGISTICS LLC

genlogs

Area Of Operations

Last 3 years (05 April 2022 to 05 April 2025)

GenLogs Confirmed Locations

Total: 268

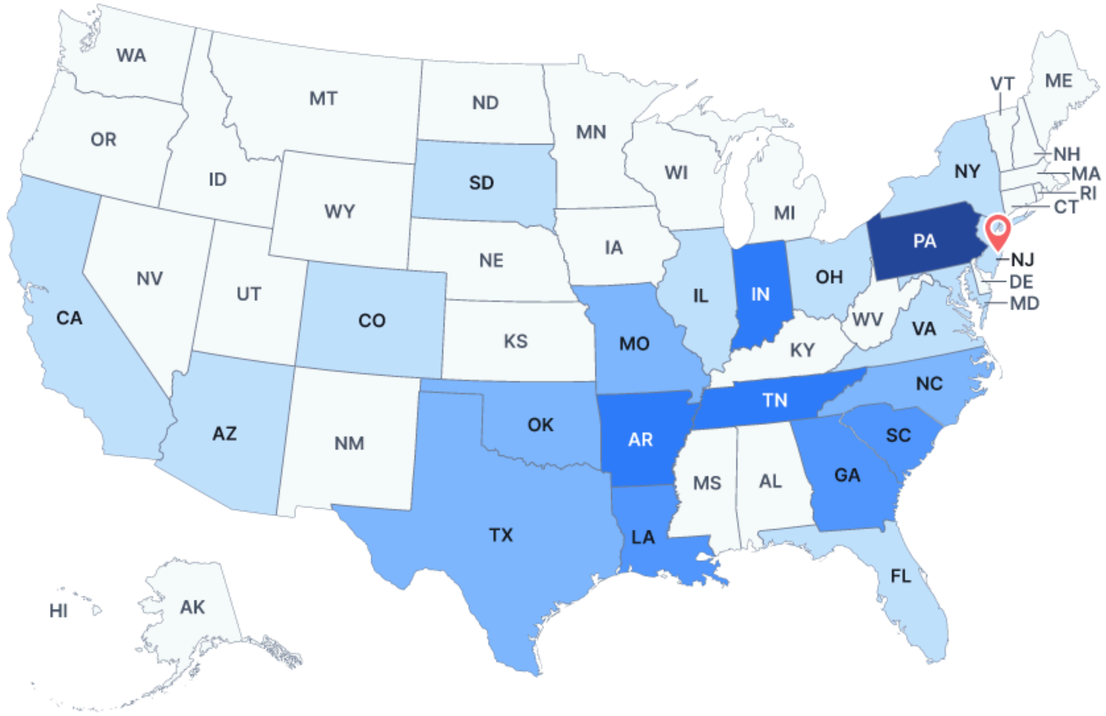

FMCSA Only

Total: 7

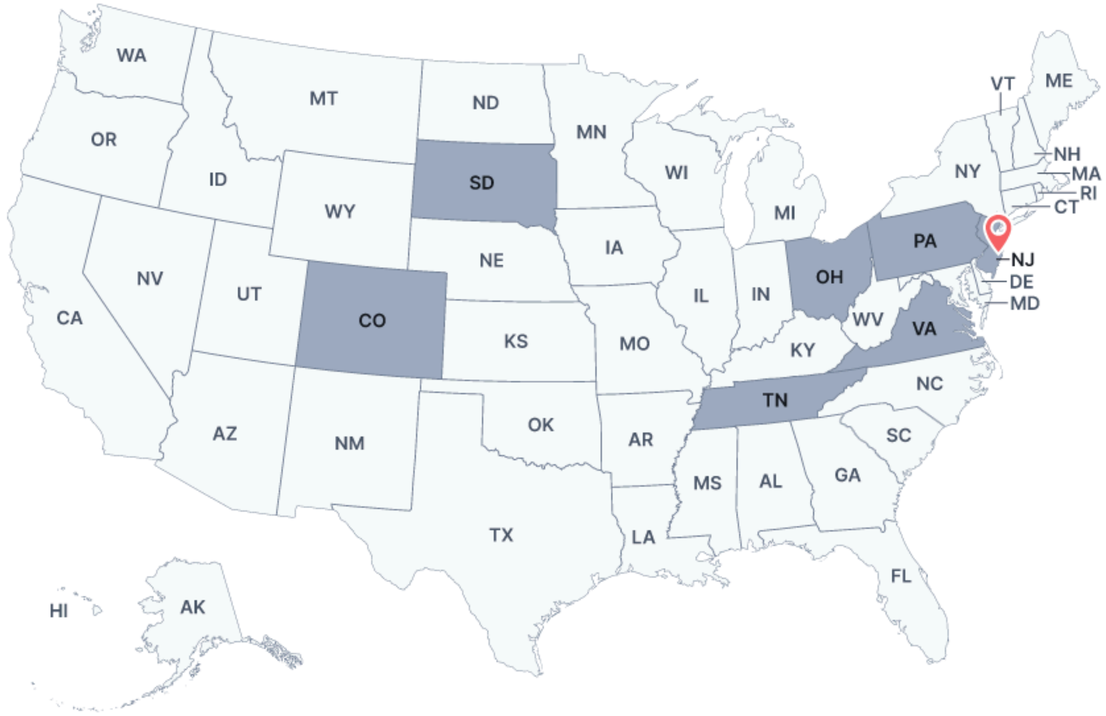

MVM LOGISTICS LLC

genlogs

Area Of Operations

Last 3 years (05 April 2022 to 05 April 2025)

GenLogs Confirmed Locations

Total: 268

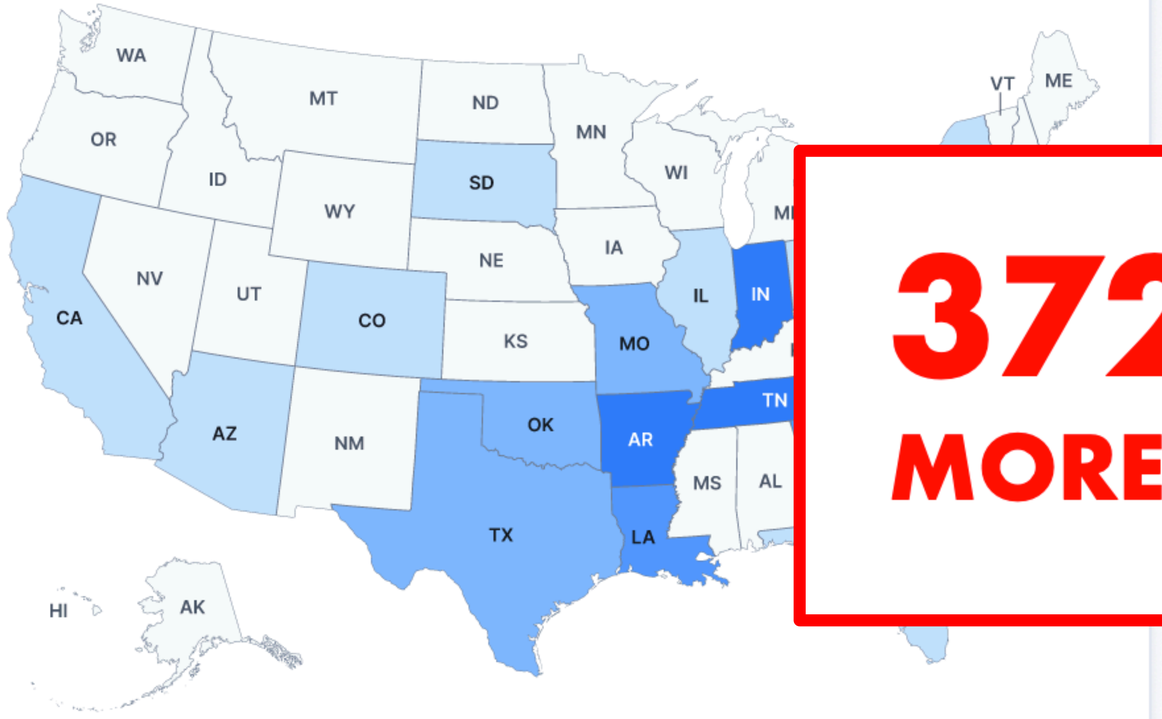

3728%

MORE DATA

FMCSA Only

Total: 7

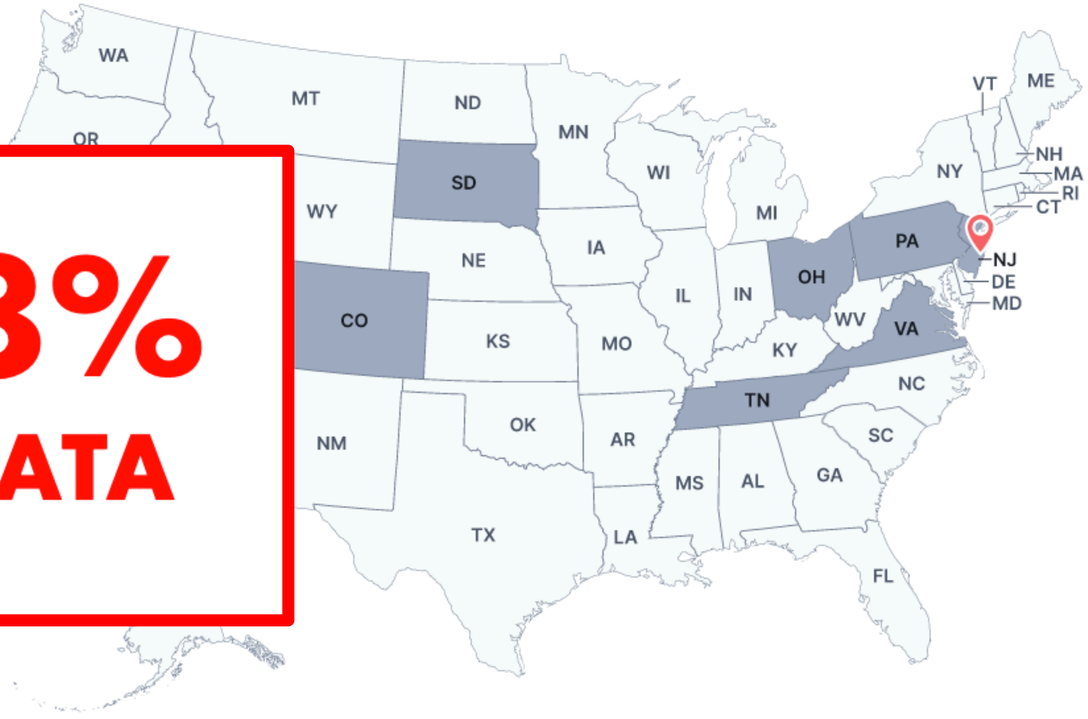

MVM LOGISTICS LLC

genlogs

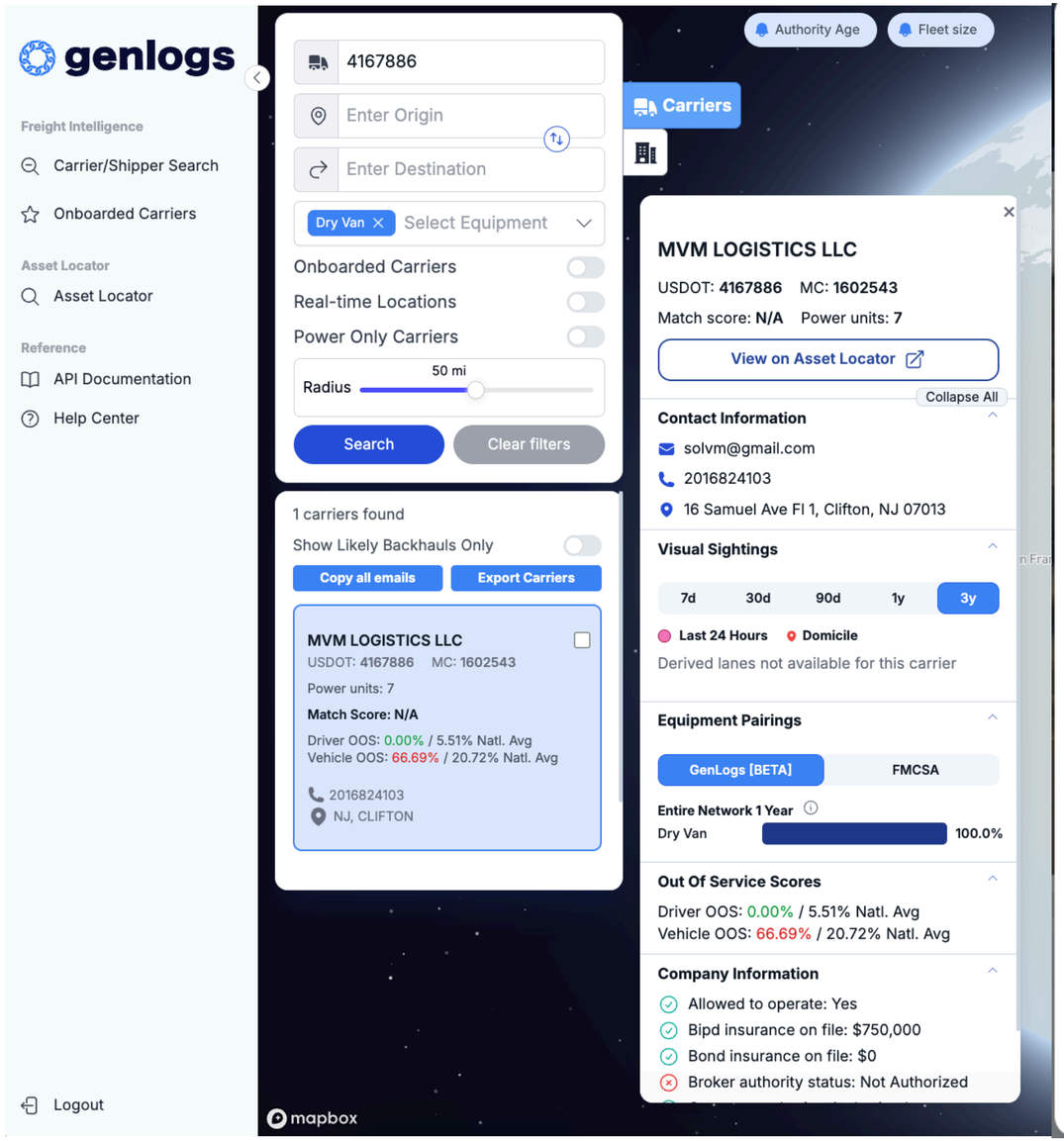

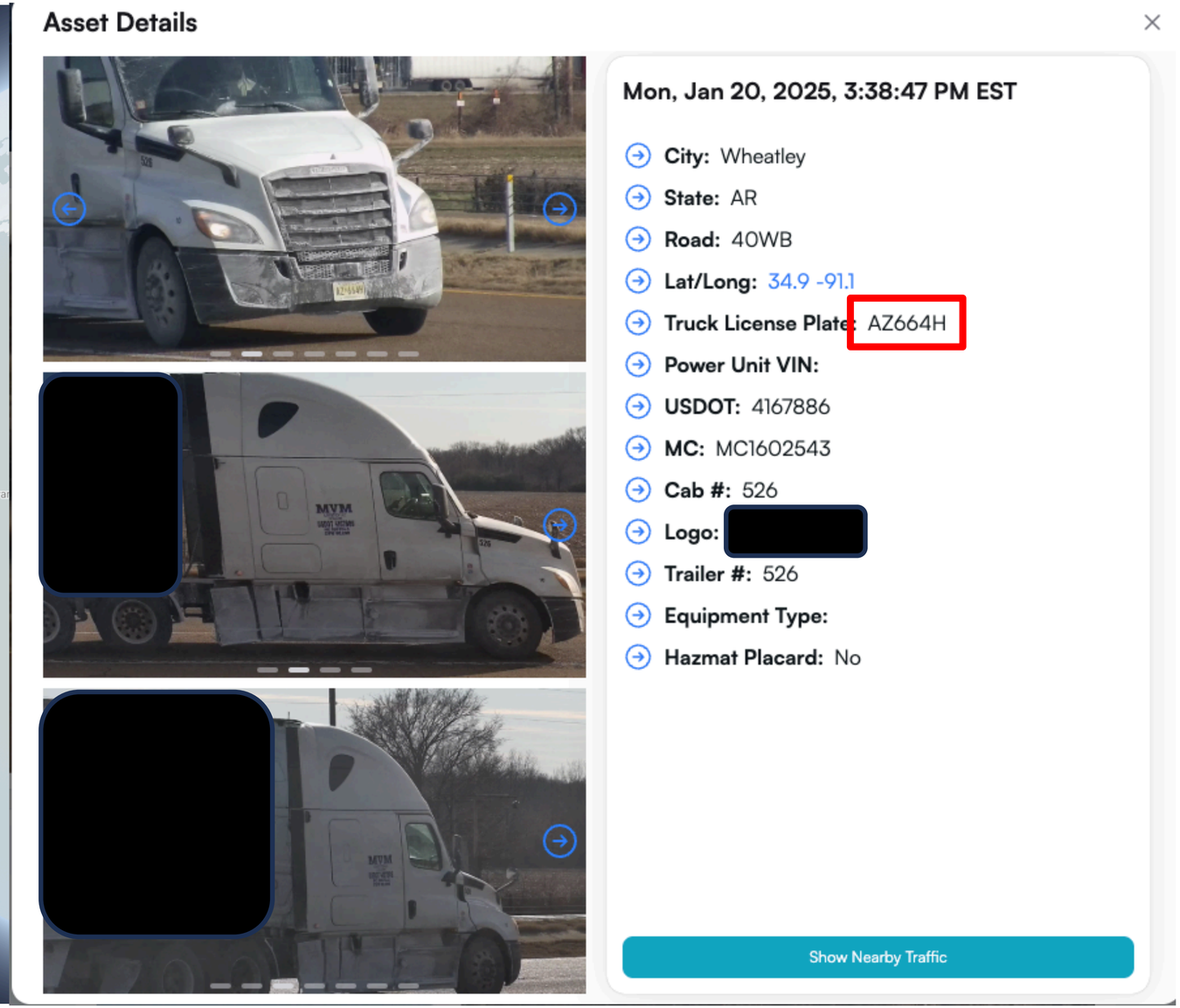

MVM LOGISTICS LLC

genlogs

CARRIER INFORMATION		TIME/LOCATION	
Carrier Name:	Mvm Logistics Llc	Report #:	VA8677000659
U.S. DOT#:	4167886	Report State:	VA
Carrier Address:	16 Samuel Ave Fl 1 Clifton, NJ 07013	State:	VA
		Date:	12/31/2024
		Start Time:	1039
		End Time:	1142
		Level:	II. Walk-Around
		Facility:	Roadside
		Post Crash Inspection:	No
		Hazmat Placard Required:	No

VEHICLE INFORMATION

UNIT	TYPE	MAKE	PLATE STATE	PLATE NUMBER	VIN
1	Truck Tractor	FREIGHTLIN	NJ	AZ664H	3AKJHHDR1LSLH2625
2	Semi-Trailer	HYUNDAI TR	IN	PB63771	3H3V532K4PS064457

CARRIER VIOLATIONS

VIO CODE	SECTION	UNIT	OOS	DESCRIPTION	INCLUDED IN SMS	BASIC	REASON NOT INCLUDED IN SMS
392.2-SLL	392.2	Driver	No	State/Local Laws -	No		Not used in SMS Calculation
393.205C-WRAWFLMIB	393.205(c)	1	No	Wheel/Rim - Any Wheel Fasteners Loose/Missing/Ineffective/Broken.	Yes	Vehicle Maint.	
393.45A-BHTIJ	393.45(a)	1	Yes	Air Brake - Improperly Joined Such As A Splice Made By Sliding The Hose Ends Over A Piece Of Tubing And Clamping The Hose To The Tube	Yes	Vehicle Maint.	
393.45B2-B-AIR	393.45(b)(2)	1	No	Air Brake - Hose/Tubing Damaged Or Not Secured	Yes	Vehicle Maint.	
393.9A-LHLI	393.9(a)	1	No	Lighting - Headlamp(S) - Any Inoperative	Yes	Vehicle Maint.	
395.3A3II	395.3(a)(3)(ii)	Co-Driver	No	Driving Beyond 8 Hour Driving Limit Since The End Of The Last On Duty, Off Duty, Or Sleeper Period Of At Least 30 Minutes	No		Multiple Cites
395.3A3II	395.3(a)(3)(ii)	Co-Driver	No	Driving Beyond 8 Hour Driving Limit Since The End Of The Last On Duty, Off Duty, Or Sleeper Period Of At Least 30 Minutes	Yes	HOS Compliance	
395.8E-HOSPCDOOS	395.8(e)(1)	Co-Driver	No	Hos (Property) - Co-Driver Produces A False Record Of Duty Status With An Apparent Attempt To Conceal Hours. Explain	Yes	HOS Compliance	
396.3A1-F	396.3(a)(1)	1	Yes	Fuel - Dripping Leak.	Yes	Vehicle Maint.	

MVM LOGISTICS LLC

genlogs

CARRIER INFORMATION

Carrier Name:	Mvm Logistics Llc
U.S. DOT#:	4167886
Carrier Address:	16 Samuel Ave Fl 1 Clifton, NJ 07013

TIME/LOCATION

Report #:	VA8677000659
Report State:	VA
State:	VA
Date:	12/31/2024
Start Time:	1039
End Time:	1142
Level:	II. Walk-Around
Facility:	Roadside
Post Crash Inspection:	No
Hazmat Placard Required:	No

VEHICLE INFORMATION

UNIT	TYPE	MAKE	PLATE STATE	PLATE NUMBER	VIN
1	Truck Tractor	FREIGHTLIN	NJ	AZ664H	3AKJHHDR1LSLH2625
2	Semi-Trailer	HYUNDAI TR	IN	PB63771	3H3V532K4PS064457

CARRIER VIOLATIONS

VIO CODE	SECTION	UNIT	OOS	DESCRIPTION	INCLUDED IN SMS	BASIC	REASON NOT INCLUDED IN SMS
392.2-SLL	392.2	Driver	No	State/Local Laws -	No		Not used in SMS Calculation
393.205C-WRAWFLMIB	393.205(c)	1	No	Wheel/Rim - Any Wheel Fasteners Loose/Missing/Ineffective/Broken.	Yes	Vehicle Maint.	
393.45A-BHTIJ	393.45(a)	1	Yes	Air Brake - Improperly Joined Such As A Splice Made By Sliding The Hose Ends Over A Piece Of Tubing And Clamping The Hose To The Tube	Yes	Vehicle Maint.	
393.45B2-B-AIR	393.45(b)(2)	1	No	Air Brake - Hose/Tubing Damaged Or Not Secured	Yes	Vehicle Maint.	
393.9A-LHLI	393.9(a)	1	No	Lighting - Headlamp(S) - Any Inoperative	Yes	Vehicle Maint.	
395.3A3II	395.3(a)(3)(ii)	Co-Driver	No	Driving Beyond 8 Hour Driving Limit Since The End Of The Last On Duty, Off Duty, Or Sleeper Period Of At Least 30 Minutes	No		Multiple Cites
395.3A3II	395.3(a)(3)(ii)	Co-Driver	No	Driving Beyond 8 Hour Driving Limit Since The End Of The Last On Duty, Off Duty, Or Sleeper Period Of At Least 30 Minutes	Yes	HOS Compliance	
395.8E-HOSPCDOOS	395.8(e)(1)	Co-Driver	No	Hos (Property) - Co-Driver Produces A False Record Of Duty Status With An Apparent Attempt To Conceal Hours. Explain	Yes	HOS Compliance	
396.3A1-F	396.3(a)(1)	1	Yes	Fuel - Dripping Leak.	Yes	Vehicle Maint.	

I-95NB @ DUMFRIES, VA

12/31/2024 @ 11:42 AM ET

PLATE: AZ664H
VIN: 3AKJHHDR1LSLH2625
SHIPPER: [redacted]

VEHICLE PLACED OUT-OF-SERVICE (OOS)

- AIR BRAKE & FUEL LEAK

HOURS-OF-SERVICE VIOLATIONS

- DRIVING BEYOND 8 HOUR LIMIT
- FALSE RECORD OF DUTY STATUS
- ATTEMPT TO CONCEAL HOURS

MVM LOGISTICS LLC

genlogs



Dumfries, Virginia

Edenburg, Pennsylvania 19526

Tue, Dec 31, 2024, 4:33:38 PM EST

- **City:** Edenburg
- **State:** PA
- **Road:** 78EB
- **Lat/Long:** 40.6 -76.0
- **Truck License Plate:**
- **Power Unit VIN:**
- **USDOT:** 4167886
- **MC:** MC1602543
- **Cab #:** 526

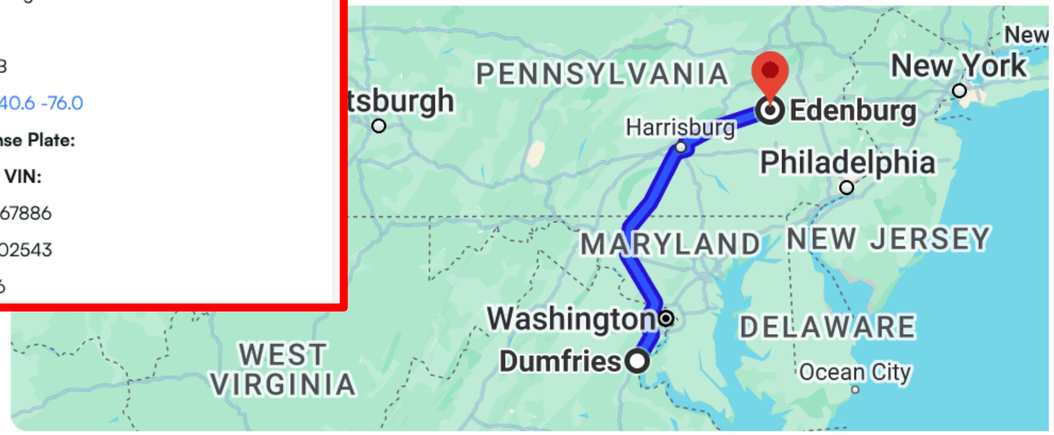

3 hr 35 min (199.5 mi) via US-15 N

MVM LOGISTICS LLC

genlogs



Dumfries, Virginia

Edenburg, Pennsylvania 19526

Tue, Dec 31, 2024, 4:33:38 PM EST

- **City:** Edenburg
- **State:** PA
- **Road:** 78EB
- **Lat/Long:** 40.6 -76.0
- **Truck License Plate:**
- **Power Unit VIN:**
- **USDOT:** 4167886
- **MC:** MC1602543
- **Cab #:** 526

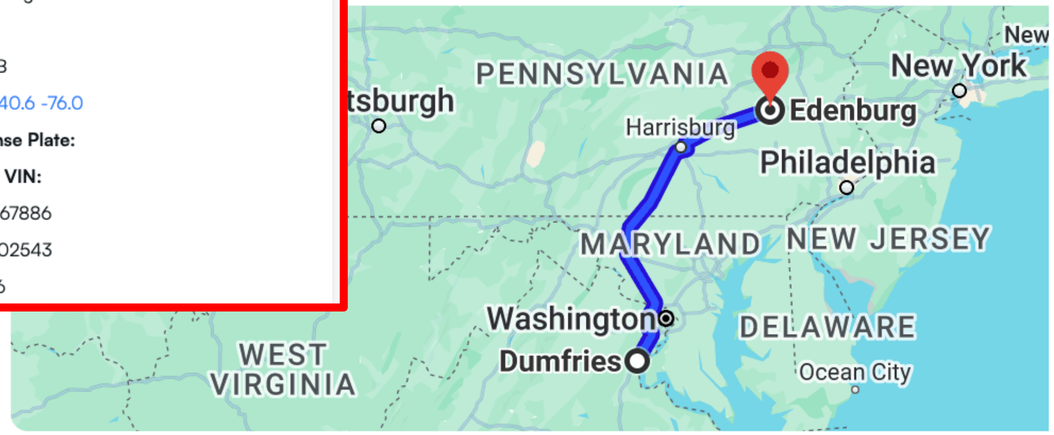

3 hr 35 min (199.5 mi) via US-15 N

MVM LOGISTICS LLC

genlogs

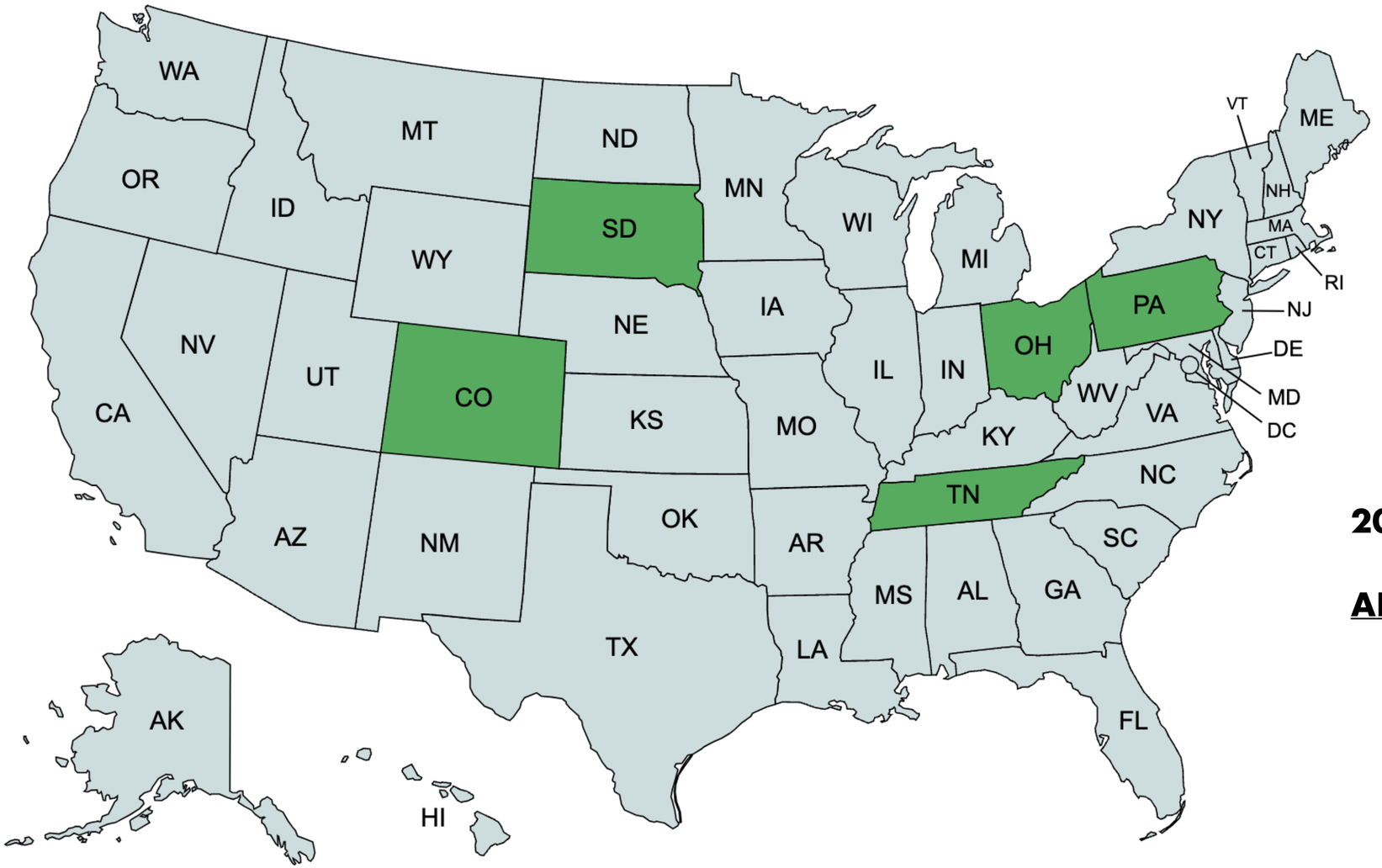

FMCSA
Federal Motor Carrier Safety Administration

2025 INSPECTIONS

ALL USDOT 4167886

MCIEF

MVM LOGISTICS LLC

genlogs

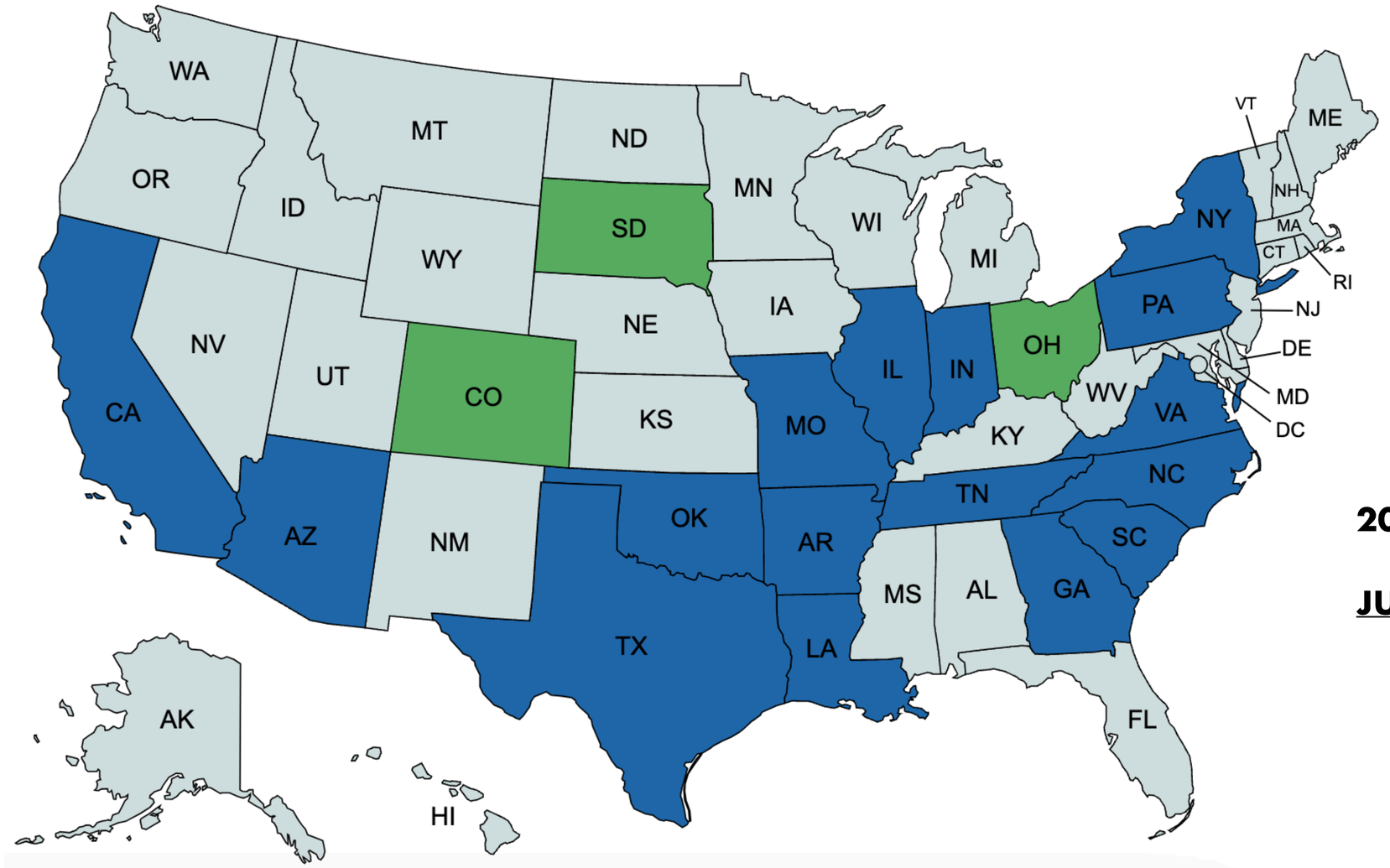

genlogs

2025 OBSERVATIONS

JUST VIN: 3AKJHHDR1LSLH2625

MCIEF

MVM LOGISTICS LLC

genlogs

FMCSA
Federal Motor Carrier Safety Administration

Company Snapshot

MVM LOGISTICS LLC
USDOT Number: 4167886

USDOT INFORMATION			
Entity Type:	CARRIER		
USDOT Status:	ACTIVE	Out of Service Date:	None
USDOT Number:	4167886	State Carrier ID Number:	
MCS-150 Form Date:	01/02/2025	MCS-150 Mileage (Year):	23,974 (2024)
OPERATING AUTHORITY INFORMATION			
Operating Authority Status:	AUTHORIZED FOR Property For Licensing and Insurance details click here.		
MC/MX/FF Number(s):	MC-1602543		
COMPANY INFORMATION			
Legal Name:	MVM LOGISTICS LLC		
DBA Name:			
Physical Address:	16 SAMUEL AVE FL 1 CLIFTON, NJ 07013		
Phone:	(201) 682-4103		
Mailing Address:	16 SAMUEL AVE FL 1 CLIFTON, NJ 07013		
DUNS Number:	--		
Power Units:	7	Drivers:	9

MVM LOGISTICS LLC

genlogs

FMCSA
Federal Motor Carrier Safety Administration

Company Snapshot

MVM LOGISTICS LLC
USDOT Number: 4167886

USDOT INFORMATION			
Entity Type:	CARRIER		
USDOT Status:	ACTIVE	Out of Service Date:	None
USDOT Number:	4167886	State Carrier ID Number:	
MCS-150 Form Date:	01/02/2025	MCS-150 Mileage (Year):	23,974 (2024)
OPERATING AUTHORITY INFORMATION			
Operating Authority Status:	AUTHORIZED FOR Property For Licensing and Insurance details click here.		
MC/MX/FF Number(s):	MC-1602543		
COMPANY INFORMATION			
Legal Name:	MVM LOGISTICS LLC		
DBA Name:			
Physical Address:	16 SAMUEL AVE FL 1 CLIFTON, NJ 07013		
Phone:	(201) 682-4103		
Mailing Address:	16 SAMUEL AVE FL 1 CLIFTON, NJ 07013		
DUNS Number:			
Power Units:	7	Drivers:	9

HOURS-OF-SERVICE VIOLATIONS

- DRIVING BEYOND 8 HOUR LIMIT
- FALSE RECORD OF DUTY STATUS
- ATTEMPT TO CONCEAL HOURS

MVM LOGISTICS LLC

genlogs



MVM LOGISTICS LLC

genlogs



MVM LOGISTICS LLC

genlogs



MVM LOGISTICS LLC

genlogs



MVM LOGISTICS LLC

genlogs



MVM LOGISTICS LLC

genlogs



MVM LOGISTICS LLC

genlogs

March

S	M	T	W	T	F	S
23	24	25	26	27	28	1
2	3	4	5	6	7	8
9	10	11	12	13	14	15
16	17	18	19	20	21	22
23	24	25	26	27	28	29
30	31	1	2	3	4	5

— 70 hr 73 days 19 days —

Bentleyville, Pennsylvania 15314

Hesperia, California

Amberson, Pennsylvania 17262

Add destination



MVM LOGISTICS LLC

genlogs

LOCATION	DATE	ROUTE	CUMULATIVE
Spiceland Township, IN	1/1/25		
Bloomberg PA	1/17/25	681	681
Parkers Crossroad TN	1/20/25	892	1573
Wheatley AR	1/20/25	177	1750
Yucca AZ	1/21/25	1435	3185
St James, MO	1/23/25	1436	4621
Locus Grove, GA	1/28/25	649	5270
Bloomsberg PA	1/30/25	864	6134
Parkers Crossroad TN	2/19/25	892	7026
Shamrock, TX	2/21/25	801	7827
Chandler, OK	2/22/25	211	8038
Edenburg, PA	2/22/25	1433	9471
Mt Vernon, TX	2/26/25	1363	10834
Benton, AR	2/28/25	195	11029
Forrest City, AR	2/28/25	114	11143
Jackson, TN	2/28/25	133	11276
Cookeville, TN	2/28/25	209	11485
Columbia, SC	3/4/25	444	11929
State Line, IN	3/5/25	750	12679
Adairsville, GA	3/7/25	550	13229
Edenburg, PA	3/8/25	814	14043
Williamsville, IL	3/12/25	807	14850
Enfield, NC	3/14/25	908	15758
Richmond, VA	3/14/25	104	15862
Bentleyville, PA	3/18/25	324	16186
State Line, IN	3/18/25	433	16619
Yucca AZ	3/20/25	1695	18314
Hesperia, CA	3/20/25	221	18535
Shamrock, TX	3/21/25	1090	19625
Bentleyville, PA	3/22/25	1298	20923
Napier, PA	3/22/25	101	21024
Amberson, PA	3/22/25	58	21082
Vinton, LA	3/26/25	1433	22515
Bloomsberg PA	3/29/25	1527	24042
Canaan, NY	3/30/25	280	24322
Parkers Crossroad TN	3/31/25	1120	25442
Ina, IL	4/2/25	199	**25641**

PLATE: AZ664H

VIN: 3AKJHHDR1LSLH2625

MVM LOGISTICS LLC

genlogs

LOCATION	DATE	ROUTE	CUMULATIVE
Spiceland Township, IN	1/1/25		
Bloomberg PA	1/17/25	681	681
Parkers Crossroad TN	1/20/25	892	1573
Wheatley AR	1/20/25	177	1750
Yucca AZ	1/21/25	1435	3185
St James, MO	1/23/25	1436	4621
Locus Grove, GA	1/28/25	649	5270
Bloomsberg PA	1/30/25	864	6134
Parkers Crossroad TN	2/19/25	892	7026
Shamrock, TX	2/21/25	801	7827
Chandler, OK	2/22/25	211	8038
Edenburg, PA	2/22/25	1433	9471
Mt Vernon, TX	2/26/25	1363	10834
Benton, AR	2/28/25	195	11029
Forrest City, AR	2/28/25	114	11143
Jackson, TN	2/28/25	133	11276
Cookeville, TN	2/28/25	209	11485
Columbia, SC	3/4/25	444	11929
State Line, IN	3/5/25	750	12679
Adairsville, GA	3/7/25	550	13229
Edenburg, PA	3/8/25	814	14043
Williamsville, IL	3/12/25	807	14850
Enfield, NC	3/14/25	908	15758
Richmond, VA	3/14/25	104	15862
Bentleyville, PA	3/18/25	324	16186
State Line, IN	3/18/25	433	16619
Yucca AZ	3/20/25	1695	18314
Hesperia, CA	3/20/25	221	18535
Shamrock, TX	3/21/25	1090	19625
Bentleyville, PA	3/22/25	1298	20923
Napier, PA	3/22/25	101	21024
Amberson, PA	3/22/25	58	21082
Vinton, LA	3/26/25	1433	22515
Bloomsberg PA	3/29/25	1527	24042
Canaan, NY	3/30/25	280	24322
Parkers Crossroad TN	3/31/25	1120	25442
Ina, IL	4/2/25	199	**25641**

PLATE: AZ664H

VIN: 3AKJHHDR1LSLH2625

FMCSA

2025 INSPECTIONS: **0**

MVM LOGISTICS LLC

genlogs

LOCATION	DATE	ROUTE	CUMULATIVE
Spiceland Township, IN	1/1/25		
Bloomberg PA	1/17/25	681	681
Parkers Crossroad TN	1/20/25	892	1573
Wheatley AR	1/20/25	177	1750
Yucca AZ	1/21/25	1435	3185
St James, MO	1/23/25	1436	4621
Locus Grove, GA	1/28/25	649	5270
Bloomsberg PA	1/30/25	864	6134
Parkers Crossroad TN	2/19/25	892	7026
Shamrock, TX	2/21/25	801	7827
Chandler, OK	2/22/25	211	8038
Edenburg, PA	2/22/25	1433	9471
Mt Vernon, TX	2/26/25	1363	10834
Benton, AR	2/28/25	195	11029
Forrest City, AR	2/28/25	114	11143
Jackson, TN	2/28/25	133	11276
Cookeville, TN	2/28/25	209	11485
Columbia, SC	3/4/25	444	11929
State Line, IN	3/5/25	750	12679
Adairsville, GA	3/7/25	550	13229
Edenburg, PA	3/8/25	814	14043
Williamsville, IL	3/12/25	807	14850
Enfield, NC	3/14/25	908	15758
Richmond, VA	3/14/25	104	15862
Bentleyville, PA	3/18/25	324	16186
State Line, IN	3/18/25	433	16619
Yucca AZ	3/20/25	1695	18314
Hesperia, CA	3/20/25	221	18535
Shamrock, TX	3/21/25	1090	19625
Bentleyville, PA	3/22/25	1298	20923
Napier, PA	3/22/25	101	21024
Amberson, PA	3/22/25	58	21082
Vinton, LA	3/26/25	1433	22515
Bloomsberg PA	3/29/25	1527	24042
Canaan, NY	3/30/25	280	24322
Parkers Crossroad TN	3/31/25	1120	25442
Ina, IL	4/2/25	199	**25641**

PLATE: AZ664H

VIN: 3AKJHHDR1LSLH2625

FMCSA **2025 INSPECTIONS:** **0**

genlogs **2025 OBSERVATIONS:** **37**

MVM LOGISTICS LLC

genlogs

LOCATION	DATE	ROUTE	CUMULATIVE
Spiceland Township, IN	1/1/25		
Bloomberg PA	1/17/25	681	681
Parkers Crossroad TN	1/20/25	892	1573
Wheatley AR	1/20/25	177	1750
Yucca AZ	1/21/25	1435	3185
St James, MO	1/23/25	1436	4621
Locus Grove, GA	1/28/25	649	5270
Bloomsberg PA	1/30/25	864	6134
Parkers Crossroad TN	2/19/25	892	7026
Shamrock, TX	2/21/25	801	7827
Chandler, OK	2/22/25	211	8038
Edenburg, PA	2/22/25	1433	9471
Mt Vernon, TX	2/26/25	1363	10834
Benton, AR	2/28/25	195	11029
Forrest City, AR	2/28/25	114	11143
Jackson, TN	2/28/25	133	11276
Cookeville, TN	2/28/25	209	11485
Columbia, SC	3/4/25	444	11929
State Line, IN	3/5/25	750	12679
Adairsville, GA	3/7/25	550	13229
Edenburg, PA	3/8/25	814	14043
Williamsville, IL	3/12/25	807	14850
Enfield, NC	3/14/25	908	15758
Richmond, VA	3/14/25	104	15862
Bentleyville, PA	3/18/25	324	16186
State Line, IN	3/18/25	433	16619
Yucca AZ	3/20/25	1695	18314
Hesperia, CA	3/20/25	221	18535
Shamrock, TX	3/21/25	1090	19625
Bentleyville, PA	3/22/25	1298	20923
Napier, PA	3/22/25	101	21024
Amberson, PA	3/22/25	58	21082
Vinton, LA	3/26/25	1433	22515
Bloomsberg PA	3/29/25	1527	24042
Canaan, NY	3/30/25	280	24322
Parkers Crossroad TN	3/31/25	1120	25442
Ina, IL	4/2/25	199	**25641**

PLATE: AZ664H **VIN:** 3AKJHHDR1LSLH2625

FMCSA **2025 INSPECTIONS:** **0**

genlogs **2025 OBSERVATIONS:** **37**

CUMULATIVE MILEAGE:

25,641+ MILES

MVM LOGISTICS LLC

genlogs

FMCSA
Federal Motor Carrier Safety Administration

Company Snapshot

MVM LOGISTICS LLC
USDOT Number: 4167886

USDOT INFORMATION			
Entity Type:	CARRIER		
USDOT Status:	ACTIVE	Out of Service Date:	None
USDOT Number:	4167886	State Carrier ID Number:	
MCS-150 Form Date:	01/02/2025	MCS-150 Mileage (Year):	23,974 (2024)
OPERATING AUTHORITY INFORMATION			
Operating Authority Status:	AUTHORIZED FOR Property For Licensing and Insurance details click here.		
MC/MX/FF Number(s):	MC-1602543		
COMPANY INFORMATION			
Legal Name:	MVM LOGISTICS LLC		
DBA Name:			
Physical Address:	16 SAMUEL AVE FL 1 CLIFTON, NJ 07013		
Phone:	(201) 682-4103		
Mailing Address:	16 SAMUEL AVE FL 1 CLIFTON, NJ 07013		
DUNS Number:			
Power Units:	7		

CUMULATIVE MILEAGE:

25,641+ MILES


11/22/2024, 8:07:28 AM EST
Location: Pine Grove, PA
Road: 81NB
MVM
LOGISTICS LLC
USDOT 4167886
07


11/27/2024, 5:55:40 PM EST
Location: Hesperia, CA
Road: 15NB
MVM
LOGISTICS LLC
USDOT 4167886
MC 1602543
GVM 80,000
07


12/15/2024, 12:08:14 PM EST
Location: Edenburg, PA
Road: 78EB
MVM
LOGISTICS LLC
USDOT 4167886
MC 1602543
GVW 80,000
07
AZ 813B


12/15/2024, 12:08:14 PM EST
Location: Edenburg, PA
Road: 78EB
MVM
LOGISTICS LLC
USDOT 4167886
MC 1602543
GVW 80,000
07
AZ 813B



COMPANY INFORMATION

Legal Name:	**DJRAM TRANSPORT LLC**

8/23/2024, 3:47:34 PM EDT

Location: Edenburg, PA

Road: 78EB





COMPANY INFORMATION

Legal Name:	**DJRAM TRANSPORT LLC**

https://ai.fmcsa.dot.gov/



COMPANY INFORMATION

Legal Name:	**BAND OF BROTHERS LOGISTICS LLC**



SOLUTION

It all starts with ground-truth Truck Intelligence

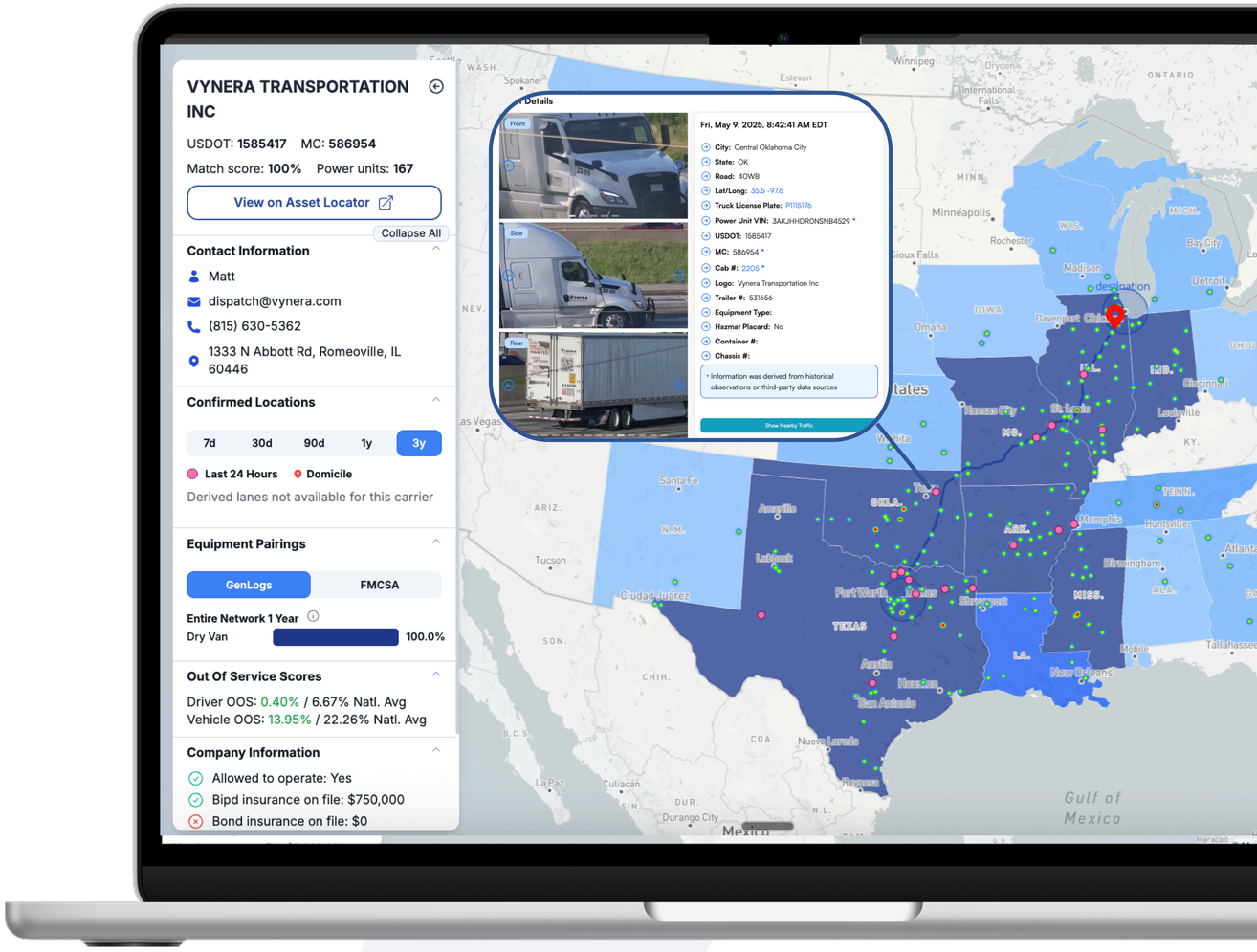

PLUG AND PLAY

SV SUMMIT

S.L.A.M. UPDATES



Frederik Bohn

Senior Director

PLUG AND PLAY



Harvey Williams

Partner

PLUG AND PLAY

SUMMIT
BREAKOUT SESSIONS

JUN 10
3:30 - 5:00 PM




Composabl claryo

PORTFOLIO & PARTNER ROUNDTABLE

In Partnership with

Composabl claryo

PLUG AND PLAY SUPPLY CHAIN ADVANCED MANUFACTURING

WELCOME RECEPTION



5:30 - 8:30 PM
JUN 10

JUN 11
3:00 - 4:30 PM



ARIZONA YOUR LAUNCH PAD FOR GROWTH

accelerateAZ
A PROGRAM OF THE ARIZONA COMMERCE AUTHORITY

CORPORATE VENTURE CAPITAL ROUNDTABLE



3:00 - 4:15 PM
JUN 11

JUN 12
11:30 - 1:00 PM



PAN PACIFIC GREEN CORRIDOR: STEERING MARITIME INNOVATION

TEAM ROOM
3RD FLOOR

SEMICONDUCTOR LUNCHEON

SILICON VALLEY ROOM
2ND FLOOR



11:50 - 12:50 PM
JUN 12

SUPPLY CHAIN LOCATIONS

PLUG AND PLAY | accelerateAZ
A PROGRAM OF THE ARIZONA COMMERCE AUTHORITY

Expo at PHX Startup Week



Aerospace Innovation Day



New Partner: Shamrock Foods — DELIVERING SATISFACTION®

PLUG AND PLAY NW ARKANSAS

Supply Chain Expo



UA Supply Chain Hackathon



New Partner: GS1 US

PLUG AND PLAY CEDAR PARK

Semiconductor Roundtable



Adv. Manufacturing Expo



New Partner: Texas Foundation for Innovative Communities

THEMATIC ECOSYSTEMS ACROSS THE COUNTRY

HQ - SILICON VALLEY

End-to-end Supply Chain

amazon
JP
MITSUBISHI ELECTRIC
YAMATO
Fortune 50 Retailer
DOT
LOGIFRUIT GREEN LOGISTICS
Purolator
VOLVO
Holman Driving What's Right
standard
PROLOGIS
TJX

ARKANSAS

Retail & CPG
Heavy Duty

Walmart
Brambles
Fortune 200 CPG
CROWLEY
ArcBest
DAIMLER TRUCK North America
Cummins
ARKANSAS INC
UNIVERSITY OF ARKANSAS
GS1 US

ARIZONA

Advanced Manufacturing
Aerospace and Defense
Semi Conductors

ARIZONA COMMERCE AUTHORITY
Honeywell Aerospace
Raytheon An RTX Business
intel
NXP
Shamrock Foods DELIVERING SATISFACTION

CEDAR PARK, TX

Advanced Manufacturing
Aerospace and Defense

CEDAR PARK ECONOMIC DEVELOPMENT
TEXAS FOUNDATION FOR INNOVATIVE COMMUNITIES

2025 INVESTMENT ACTIVITY

Cambridge TERAHERTZ	Microelectronics	Compact terahertz sensor technology sensor technology sees through fabric, luggage, paper, cardboard, plastic, ceramic, composite, and other non-conductive materials.
claryo	Digital Twin	A generative, photo-realistic, spatially accurate digital representation of a facility, enabling design and configuration without the need for precision sensors.
NEXXA.AI	Manufacturing	AI agents that work alongside industrial and engineering teams to automate complex, manual tasks involving legacy software systems. Nexxa focuses exclusively on heavy industries and the work of industrial engineers.
UPWELL	Freight Tech	Accounts receivable automation & broker back office software to streamline freight invoice management and validation.

FUTURE OUTLOOK

Jul. 29



Costco Innovation Day

Seattle, WA

Aug. 13-15



USC Supply Chain Summit

Los Angeles, CA

Sep. 3



DTNA Innovation Day

Portland, OR

Oct. 7-9



SEMICON West

Phoenix, AZ

Oct. 13-14



Walmart Innovation Day

Bentonville, AR

Nov. 18-20



Silicon Valley Summit

Sunnyvale, CA

WHAT'S NEW

ISM World Insights



Retail Value Chain Report



Contact
n.louie@pnptc.com

Case Study Release

MITSUBISHI ELECTRIC | Kamet
Industrial automation, simplified



JOIN OUR ONLINE COMMUNITY

LinkedIn



Plug and Play Supply Chain & Logistics

Rethinking the supply chain & logistics sector

Venture Capital and Private Equity Principals · Sunnyvale, California · 4K followers

DBB Podcast



Newsletter



PLUG AND PLAY

THANK YOU!

SV SUMMIT

